

Cd9 Cas9-KO Strategy

Designer: Ruirui Zhang

Date: 2019-8-6

Project Overview



Project Name

Cd9

Project type

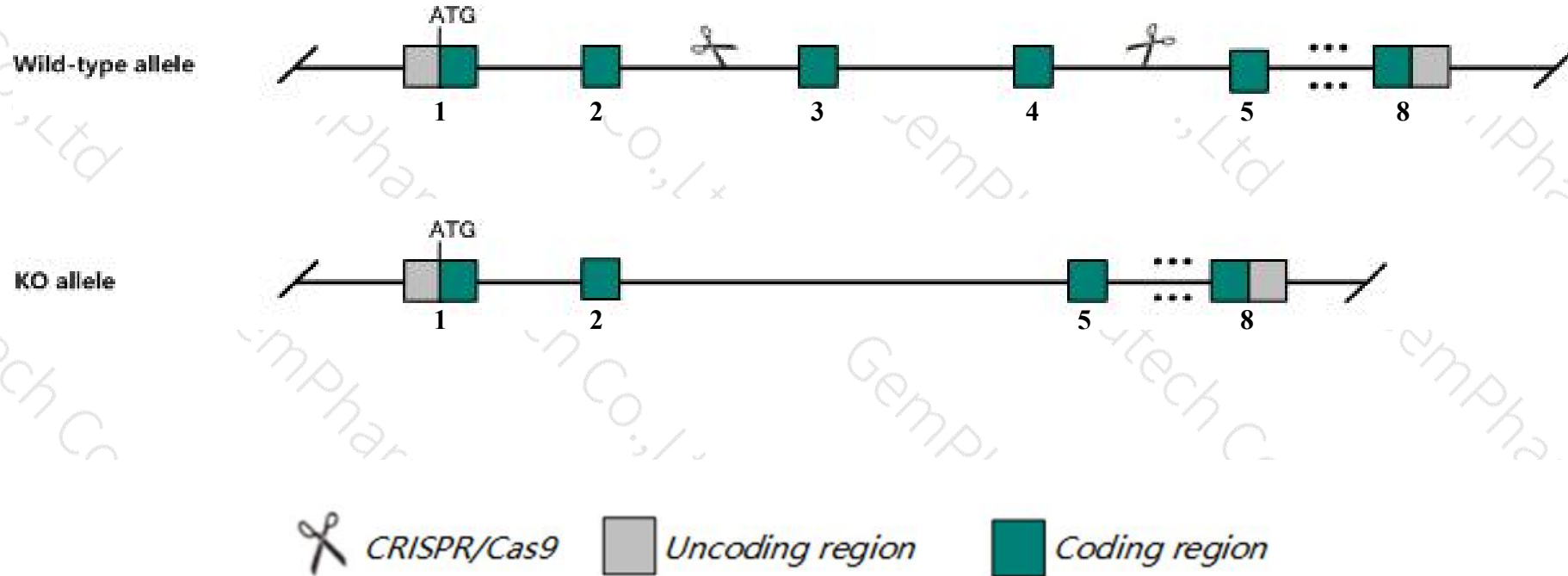
Cas9-KO

Strain background

C57BL/6JGpt

Knockout strategy

This model will use CRISPR/Cas9 technology to edit the *Cd9* gene. The schematic diagram is as follows:



- The *Cd9* gene has 3 transcripts. According to the structure of *Cd9* gene, exon3-exon4 of *Cd9-201* (ENSMUST00000032492.8) transcript is recommended as the knockout region. The region contains 173bp coding sequence. Knock out the region will result in disruption of protein function.
- In this project we use CRISPR/Cas9 technology to modify *Cd9* gene. The brief process is as follows: CRISPR/Cas9 system w

- According to the existing MGI data, Females homozygous for targeted null mutations are infertile due to lack of sperm-egg fusion.
- The *Cd9* gene is located on the Chr6. If the knockout mice are crossed with other mice strains to obtain double gene positive homozygous mouse offspring, please avoid the two genes on the same chromosome.
- This Strategy is designed based on genetic information in existing databases. Due to the complexity of biological processes, all risk of the gene knockout on gene transcription, RNA splicing and protein translation cannot be predicted at the existing technology level.

Gene information (NCBI)

Cd9 CD9 antigen [*Mus musculus* (house mouse)]

Gene ID: 12527, updated on 9-Jul-2019

Summary




Official Symbol	Cd9 provided by MGI
Official Full Name	CD9 antigen provided by MGI
Primary source	MGI:MGI:88348
See related	Ensembl:ENSMUSG00000030342
Gene type	protein coding
RefSeq status	VALIDATED
Organism	Mus musculus
Lineage	Eukaryota; Metazoa; Chordata; Craniata; Vertebrata; Euteleostomi; Mammalia; Eutheria; Euarchontoglires; Glires; Rodentia; Myomorpha; Muroidea; Muridae; Murinae; Mus; Mus
Also known as	Tspan29
Expression	Broad expression in bladder adult (RPKM 275.6), placenta adult (RPKM 192.8) and 24 other tissues See more
Orthologs	human all

Transcript information (Ensembl)


The gene has 3 transcripts, all transcripts are shown below:

Name	Transcript ID	bp	Protein	Biotype	CCDS	UniProt	Flags
Cd9-201	ENSMUST00000032492.8	1228	226aa	Protein coding	CCDS20551	P40240	TSL:1 GENCODE basic APPRIS P1
Cd9-202	ENSMUST00000130132.1	904	No protein	Processed transcript	-	-	TSL:5
Cd9-203	ENSMUST00000140024.1	786	No protein	Retained intron	-	-	TSL:3

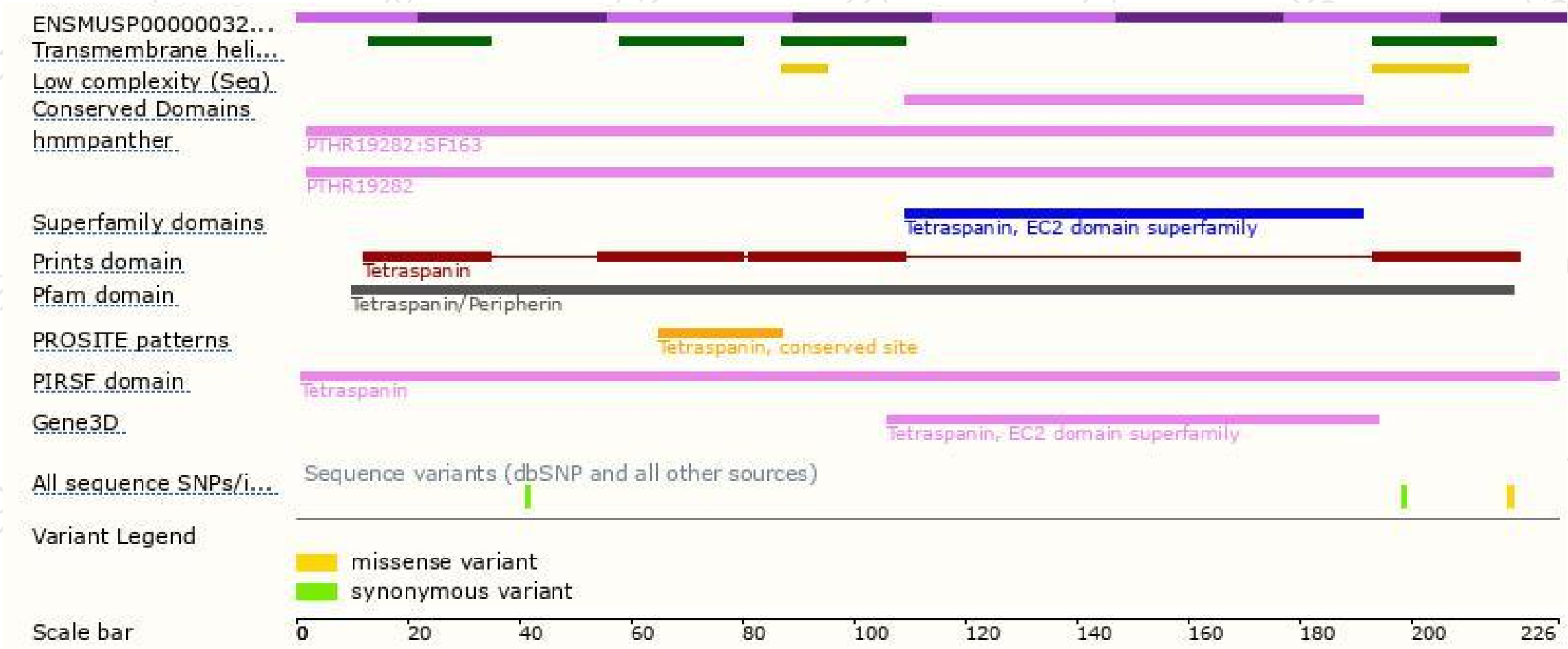
The strategy is based on the design of *Cd9-201* transcript, The transcription is shown below



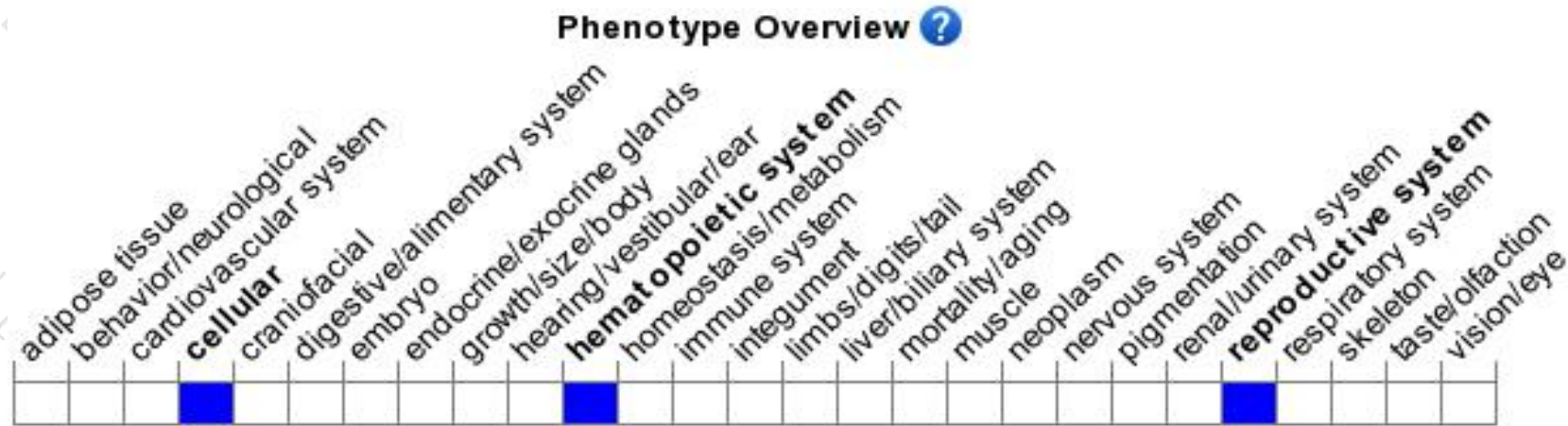
Genomic location distribution



Protein domain



Mouse phenotype description(MGI)



Phenotypes affected by the gene are marked in blue. Data quoted from MGI database(<http://www.informatics.jax.org/>).

According to the existing MGI data, Females homozygous for targeted null mutations are infertile due to lack of sperm-egg fusion.