

Tlr2 Cas9-KO Strategy

Designer:

Huan Wang

Design Date:

2019-7-22

Project Overview

Project Name

Tlr2

Project type

Cas9-KO

Strain background

C57BL/6JGpt

Knockout strategy

This model will use CRISPR/Cas9 technology to edit the *Tlr2* gene. The schematic diagram is as follows:



- The *Tlr2* gene has 1 transcript. According to the structure of *Tlr2* gene, exon3 of *Tlr2-201* (ENSMUST00000029623.10) transcript is recommended as the knockout region. The region contains all of the coding sequence. Knock out the region will result in disruption of protein function.
- In this project we use CRISPR/Cas9 technology to modify *Tlr2* gene. The brief process is as follows: CRISPR/Cas9 system w

- According to the existing MGI data, Homozygous null mice demonstrate abnormal responses to bacterial and viral infections. Mice homozygous for a knock-out allele also exhibit disruption in circadian active and inactive state consolidation.
- The *Tlr2* gene is located on the Chr3. If the knockout mice are crossed with other mice strains to obtain double gene positive homozygous mouse offspring, please avoid the two genes on the same chromosome.
- This Strategy is designed based on genetic information in existing databases. Due to the complexity of biological processes, all risk of the gene knockout on gene transcription, RNA splicing and protein translation cannot be predicted at the existing technology level.

Gene information (NCBI)

Tlr2 toll-like receptor 2 [Mus musculus (house mouse)]

Gene ID: 24088, updated on 9-Apr-2019

Summary

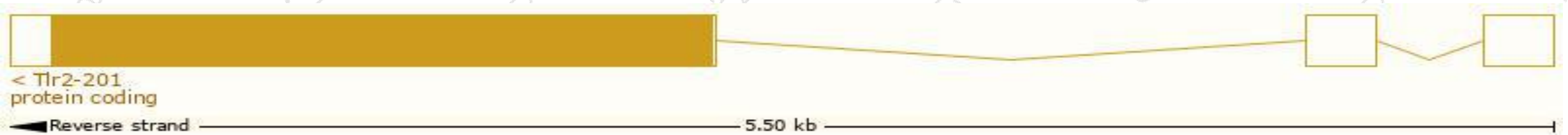
Official Symbol	Tlr2 provided by MGI
Official Full Name	toll-like receptor 2 provided by MGI
Primary source	MGI:MGI:1346060
See related	Ensembl:ENSMUSG00000027995
Gene type	protein coding
RefSeq status	VALIDATED
Organism	Mus musculus
Lineage	Eukaryota; Metazoa; Chordata; Craniata; Vertebrata; Euteleostomi; Mammalia; Eutheria; Euarchontoglires; Glires; Rodentia; Myomorpha; Muroidea; Muridae; Murinae; Mus; Mus
Also known as	Ly105
Expression	Broad expression in lung adult (RPKM 3.8), bladder adult (RPKM 3.5) and 24 other tissues See more
Orthologs	human all

Transcript information (Ensembl)

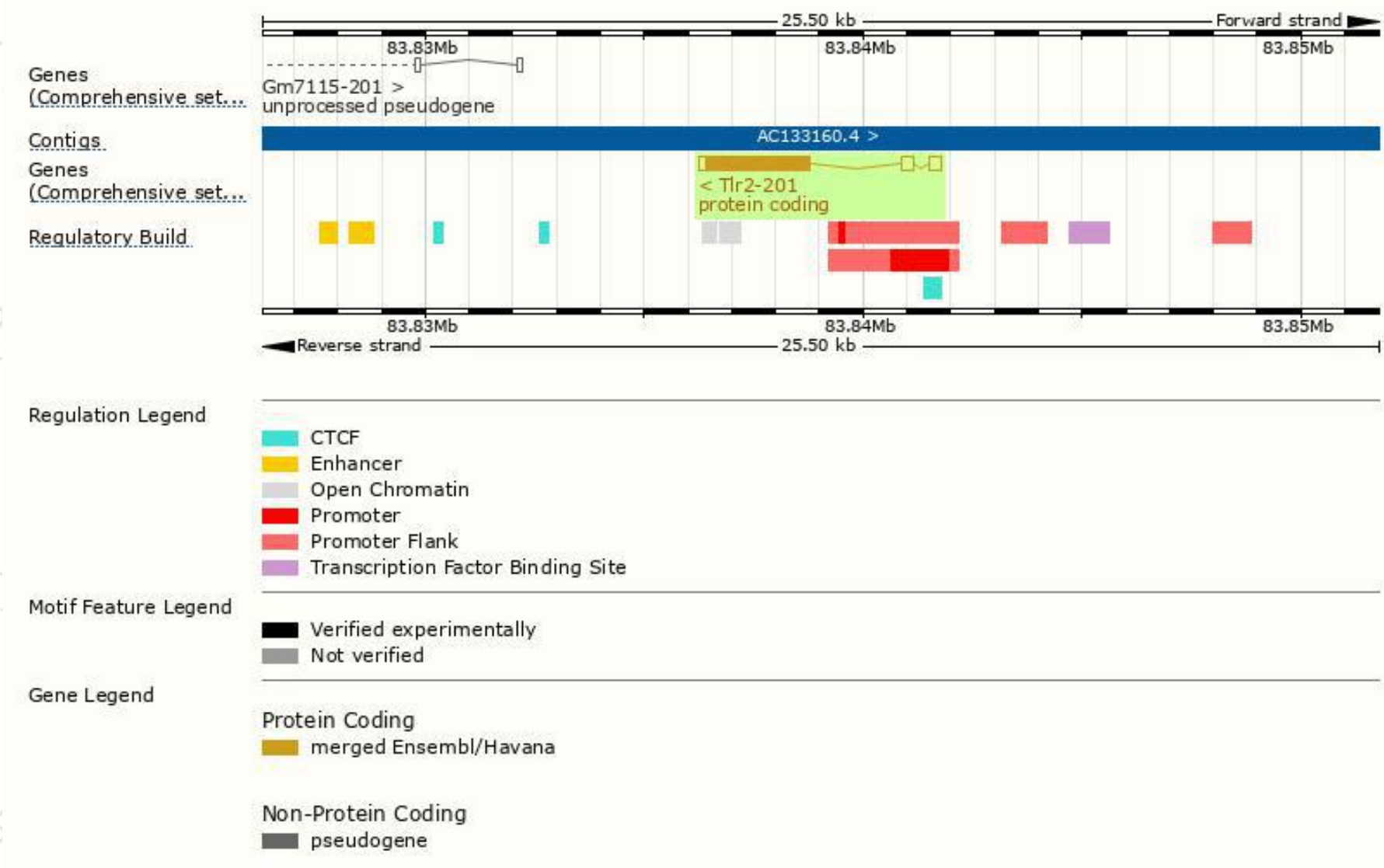
The gene has 1 transcript, and the transcript is shown below:

Name	Transcript ID	bp	Protein	Biotype	CCDS	UniProt	Flags
Tlr2-201	ENSMUST00000029623.10	3014	784aa	Protein coding	CCDS17435	G3X8Y8	TSL:1 GENCODE basic APPRIS P1

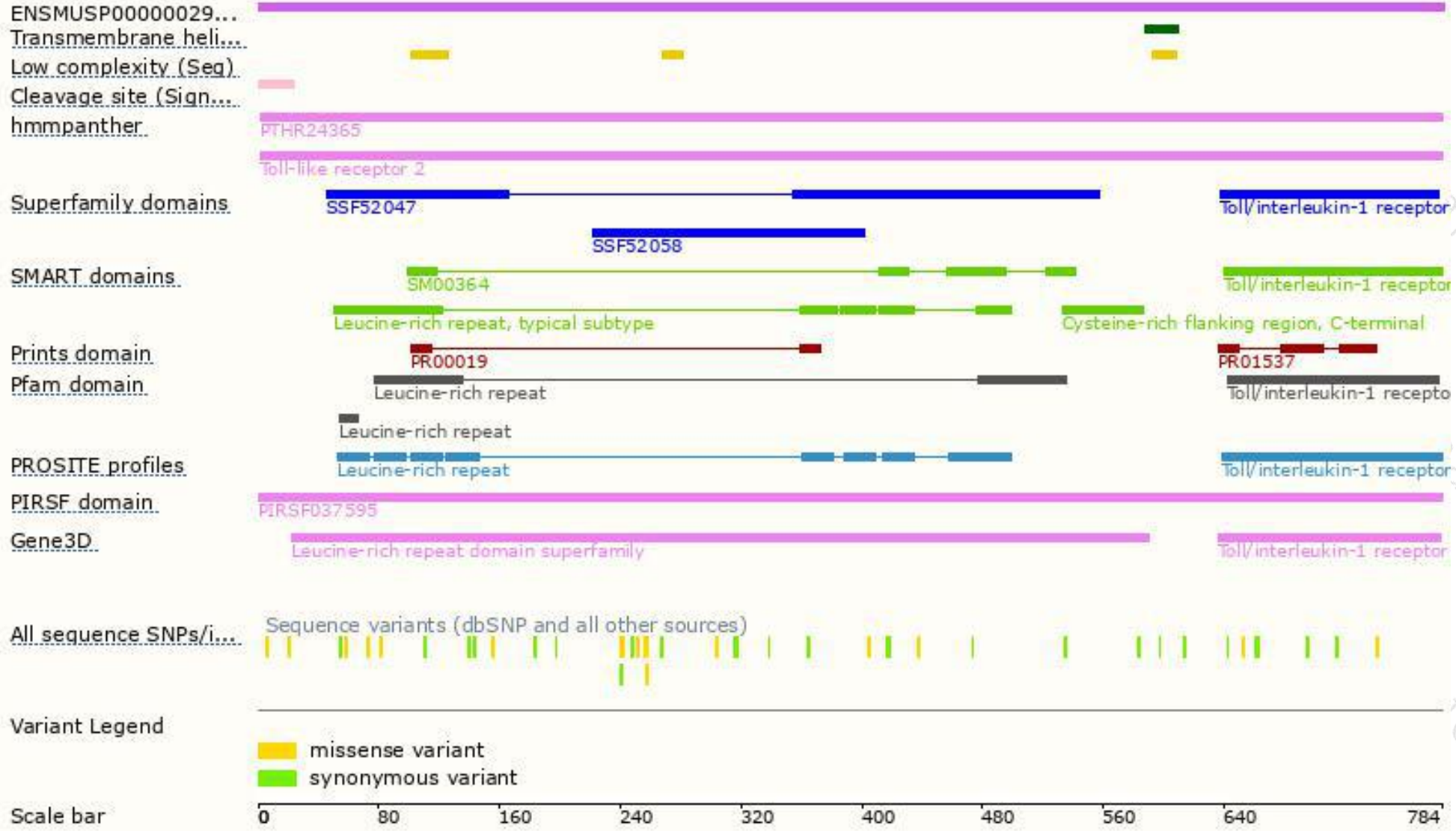
The strategy is based on the design of *Tlr2-201* transcript, The transcription is shown below




Genomic location distribution



Protein domain



Mouse phenotype description(MGI)



Phenotypes affected by the gene are marked in blue. Data quoted from MGI database(<http://www.informatics.jax.org/>).

According to the existing MGI data, Homozygous null mice demonstrate abnormal responses to bacterial and viral infections. Mice homozygous for a knock-out allele also exhibit disruption in circadian active and inactive state consolidation