

Armc8 Cas9-CKO Strategy

Designer:

Daohua Xu

Reviewer:

Huimin Su

Design Date:

2019-12-24

Project Overview

Project Name

Armc8

Project type

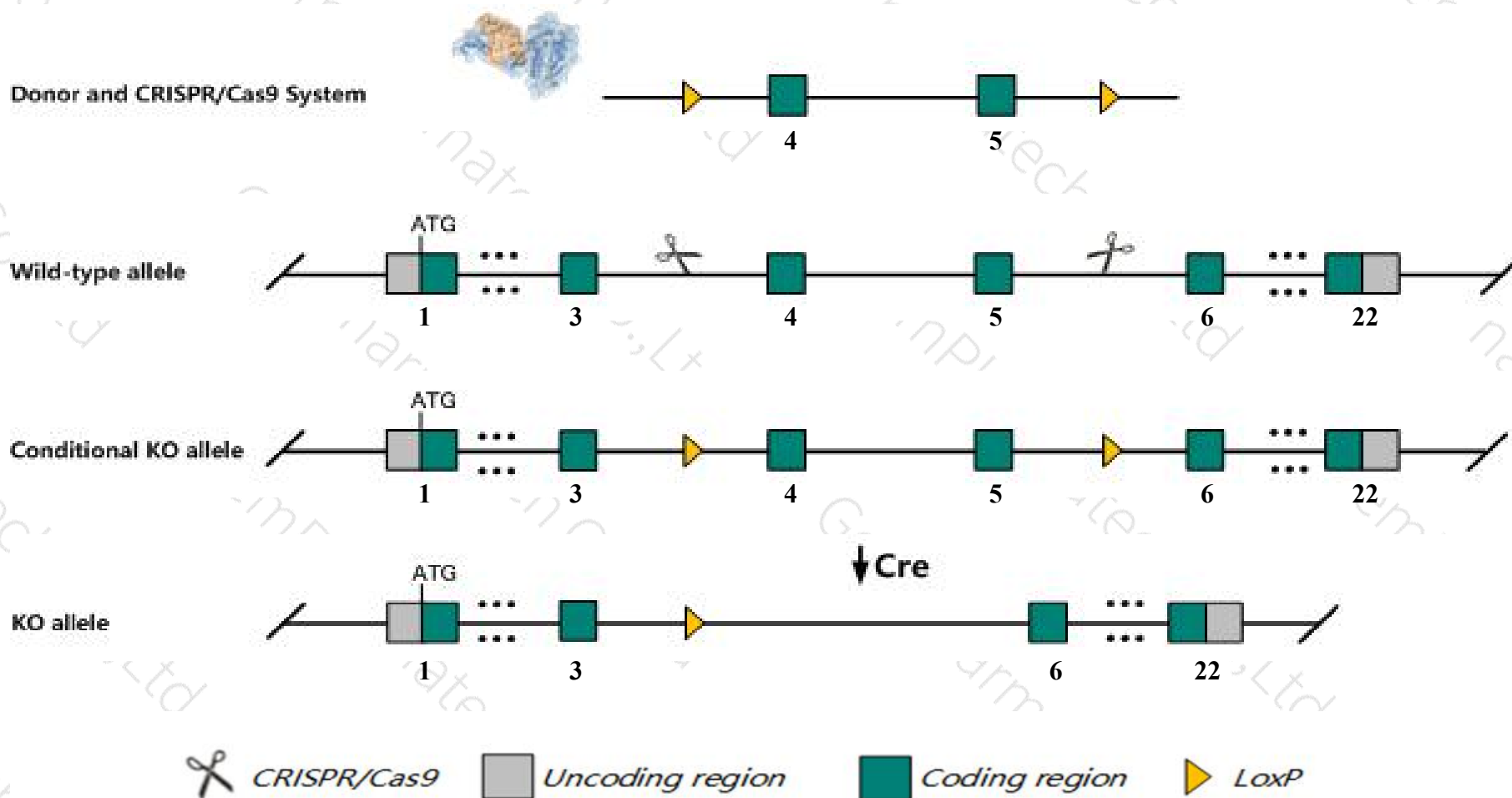
Cas9-CKO

Strain background

C57BL/6JGpt

Conditional Knockout strategy

This model will use CRISPR/Cas9 technology to edit the *Armc8* gene. The schematic diagram is as follows:



- The *Armc8* gene has 4 transcripts. According to the structure of *Armc8* gene, exon4-exon5 of *Armc8-201* (ENSMUST00000035043.11) transcript is recommended as the knockout region. The region contains 241bp coding sequence. Knock out the region will result in disruption of protein function.
- In this project we use CRISPR/Cas9 technology to modify *Armc8* gene. The brief process is as follows: CRISPR/Cas9 system and Donor were microinjected into the fertilized eggs of C57BL/6JGpt mice. Fertilized eggs were transplanted to obtain positive F0 mice which were confirmed by PCR and sequencing. A stable F1 generation mouse model was obtained by mating positive F0 generation mice with C57BL/6JGpt mice.
- The flox mice will be knocked out after mating with mice expressing Cre recombinase, resulting in the loss of function of the target gene in specific tissues and cell types.

Notice

- The *Armc8* gene is located on the Chr9. If the knockout mice are crossed with other mice strains to obtain double gene positive homozygous mouse offspring, please avoid the two genes on the same chromosome.
- This Strategy is designed based on genetic information in existing databases. Due to the complexity of biological processes, all risk of loxp insertion on gene transcription, RNA splicing and protein translation cannot be predicted at existing technological level.

Gene information (NCBI)

Armc8 armadillo repeat containing 8 [Mus musculus (house mouse)]

Gene ID: 74125, updated on 31-Jan-2019

Summary



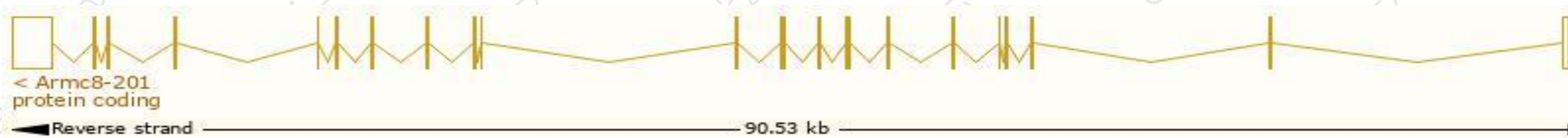
Official Symbol	Armc8 provided by MGI
Official Full Name	armadillo repeat containing 8 provided by MGI
Primary source	MGI:MGI:1921375
See related	Ensembl:ENSMUSG00000032468
Gene type	protein coding
RefSeq status	VALIDATED
Organism	Mus musculus
Lineage	Eukaryota; Metazoa; Chordata; Craniata; Vertebrata; Euteleostomi; Mammalia; Eutheria; Euarchontoglires; Glires; Rodentia; Myomorpha; Muroidea; Muridae; Murinae; Mus; Mus
Also known as	1200015K23Rik, Gid5, HSPC056
Expression	Ubiquitous expression in CNS E18 (RPKM 10.3), whole brain E14.5 (RPKM 9.2) and 28 other tissues See more
Orthologs	human all

Transcript information (Ensembl)

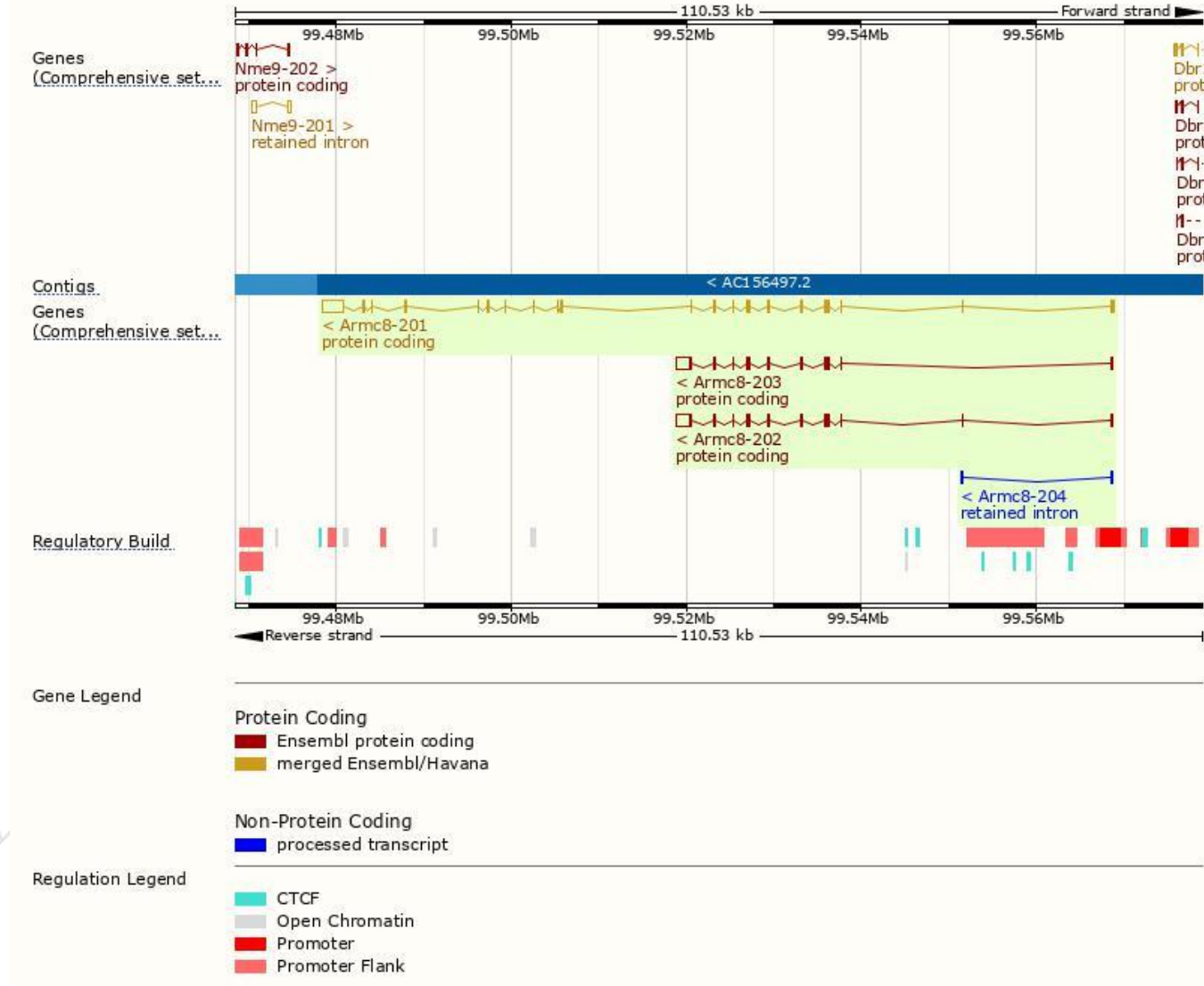
The gene has 4 transcripts, all transcripts are shown below:

Name	Transcript ID	bp	Protein	Biotype	CCDS	UniProt	Flags
Armc8-201	ENSMUST00000035043.11	4647	673aa	Protein coding	CCDS23434	G3X920	TSL:1 GENCODE basic APPRIS P1
Armc8-202	ENSMUST00000185524.6	2820	399aa	Protein coding	CCDS81059	Q9DBR3	TSL:1 GENCODE basic
Armc8-203	ENSMUST00000186049.1	2761	357aa	Protein coding	-	Q9DBR3	TSL:1 GENCODE basic
Armc8-204	ENSMUST00000191370.1	340	No protein	Retained intron	-	-	TSL:2

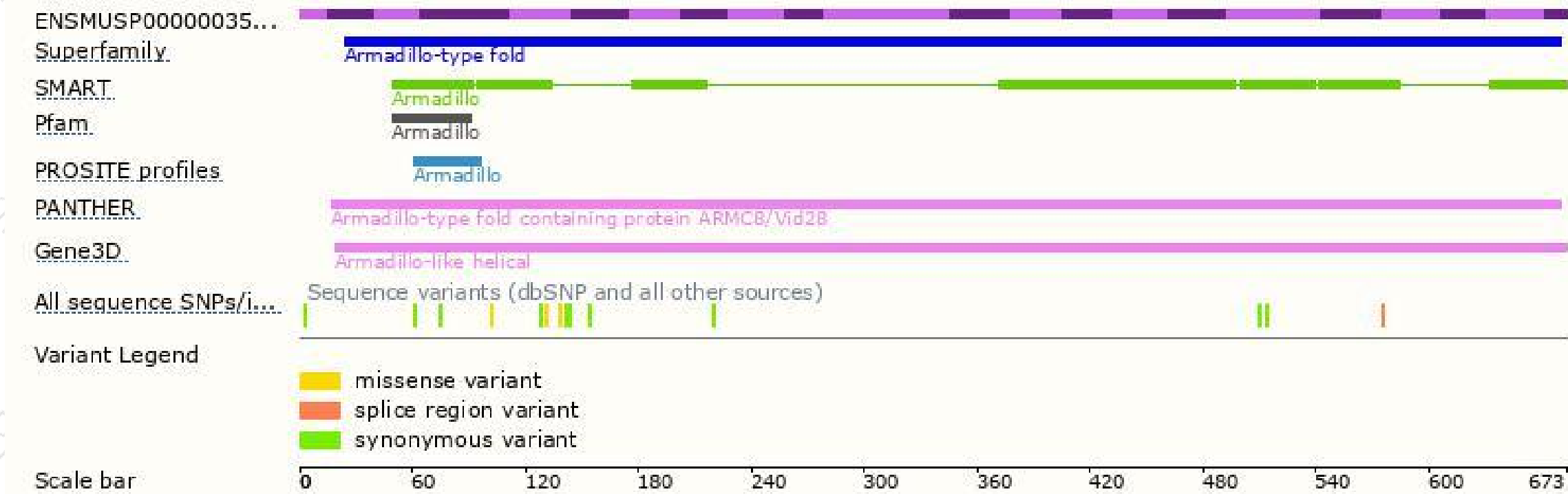
The strategy is based on the design of *Armc8-201* transcript, The transcription is shown below



Genomic location distribution



Protein domain



If you have any questions, you are welcome to inquire.

Tel: 400-9660890

