

Ptov1 Cas9-KO Strategy

Designer: Lingyan Wu

Reviewer: Miaomiao Cui

Design Date: 2021-5-31

Project Overview

Project Name

Ptov1

Project type

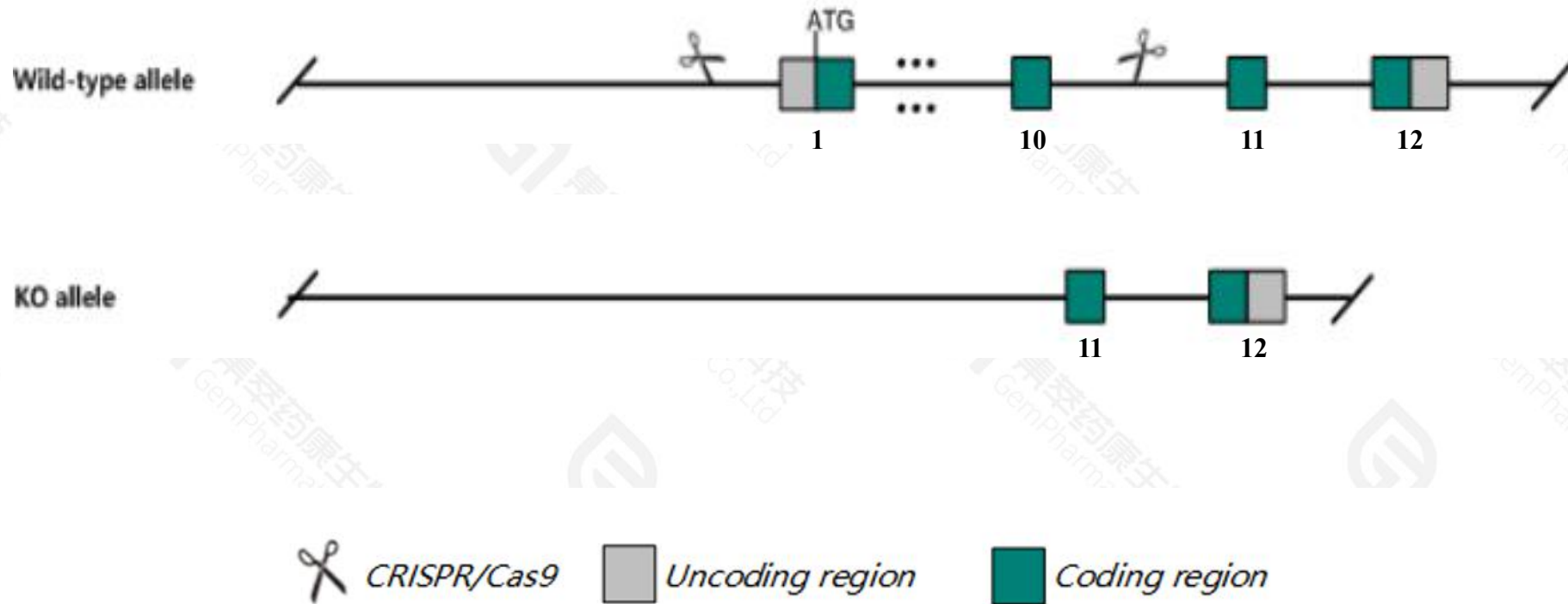
Cas9-KO

Strain background

C57BL/6JGpt

Knockout strategy

This model will use CRISPR/Cas9 technology to edit the *Ptov1* gene. The schematic diagram is as follows:



- The *Ptov1* gene has 14 transcripts. According to the structure of *Ptov1* gene, exon1-exon10 of *Ptov1-201*(ENSMUST00000046575.17) transcript is recommended as the knockout region. The region contains start codon ATG. Knock out the region will result in disruption of protein function.
- In this project we use CRISPR/Cas9 technology to modify *Ptov1* gene. The brief process is as follows: CRISPR/Cas9 system were microinjected into the fertilized eggs of C57BL/6JGpt mice. Fertilized eggs were transplanted to obtain positive F0 mice which were confirmed by PCR and sequencing. A stable F1 generation mouse model was obtained by mating positive F0 generation mice with C57BL/6JGpt mice.

- The *Ptov1* gene is located on the Chr7. If the knockout mice are crossed with other mice strains to obtain double gene positive homozygous mouse offspring, please avoid the two genes on the same chromosome.
- This strategy is designed based on genetic information in existing databases. Due to the complexity of biological processes, all risk of the gene knockout on gene transcription, RNA splicing and protein translation cannot be predicted at the existing technology level.

Gene information (NCBI)

Ptov1 prostate tumor over expressed gene 1 [Mus musculus (house mouse)]

Gene ID: 84113, updated on 17-Dec-2020

Summary



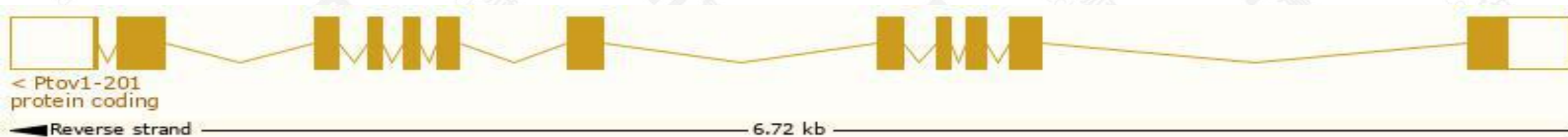
| | |
|---------------------------|---|
| Official Symbol | Ptov1 provided by MGI |
| Official Full Name | prostate tumor over expressed gene 1 provided by MGI |
| Primary source | MGI:MGI:1933946 |
| See related | Ensembl:ENSMUSG00000038502 |
| Gene type | protein coding |
| RefSeq status | VALIDATED |
| Organism | Mus musculus |
| Lineage | Eukaryota; Metazoa; Chordata; Craniata; Vertebrata; Euteleostomi; Mammalia; Eutheria; Euarchontoglires; Glires; Rodentia; Myomorpha; Muroidea; Muridae; Murinae; Mus; Mus |
| Also known as | 1110030G05Rik, AU041779, Gca, Gcap3 |
| Expression | Ubiquitous expression in ovary adult (RPKM 123.6), adrenal adult (RPKM 93.2) and 28 other tissues See more |
| Orthologs | human all |

Transcript information (Ensembl)


The gene has 14 transcripts, all transcripts are shown below:

| Name | Transcript ID | bp | Protein | Biotype | CCDS | UniProt | Flags |
|-----------|--------------------------------------|------|-----------------------|-------------------------|---------------------------|---------|-------------------------------------|
| Ptov1-201 | ENSMUST0000046575.17 | 1883 | 416aa | Protein coding | CCDS21219 | | TSL:1 , GENCODE basic , APPRIS P1 , |
| Ptov1-208 | ENSMUST00000208682.2 | 817 | 247aa | Protein coding | - | | CDS 5' incomplete , TSL:5 , |
| Ptov1-203 | ENSMUST00000207363.3 | 410 | 136aa | Protein coding | - | | CDS 5' and 3' incomplete , TSL:5 , |
| Ptov1-206 | ENSMUST00000208410.2 | 395 | 132aa | Protein coding | - | | CDS 5' and 3' incomplete , TSL:5 , |
| Ptov1-213 | ENSMUST00000209018.2 | 219 | 73aa | Protein coding | - | | CDS 5' and 3' incomplete , TSL:5 , |
| Ptov1-205 | ENSMUST00000207416.2 | 657 | 158aa | Nonsense mediated decay | - | | CDS 5' incomplete , TSL:2 , |
| Ptov1-214 | ENSMUST00000209139.2 | 771 | No protein | Processed transcript | - | | TSL:3 , |
| Ptov1-202 | ENSMUST00000207303.2 | 2932 | No protein | Retained intron | - | | TSL:1 , |
| Ptov1-204 | ENSMUST00000207393.2 | 1051 | No protein | Retained intron | - | | TSL:5 , |
| Ptov1-210 | ENSMUST00000208765.2 | 897 | No protein | Retained intron | - | | TSL:3 , |
| Ptov1-212 | ENSMUST00000209003.2 | 888 | No protein | Retained intron | - | | TSL:1 , |
| Ptov1-211 | ENSMUST00000208991.2 | 862 | No protein | Retained intron | - | | TSL:3 , |
| Ptov1-209 | ENSMUST00000208687.2 | 631 | No protein | Retained intron | - | | TSL:2 , |
| Ptov1-207 | ENSMUST00000208655.2 | 324 | No protein | Retained intron | - | | TSL:1 , |

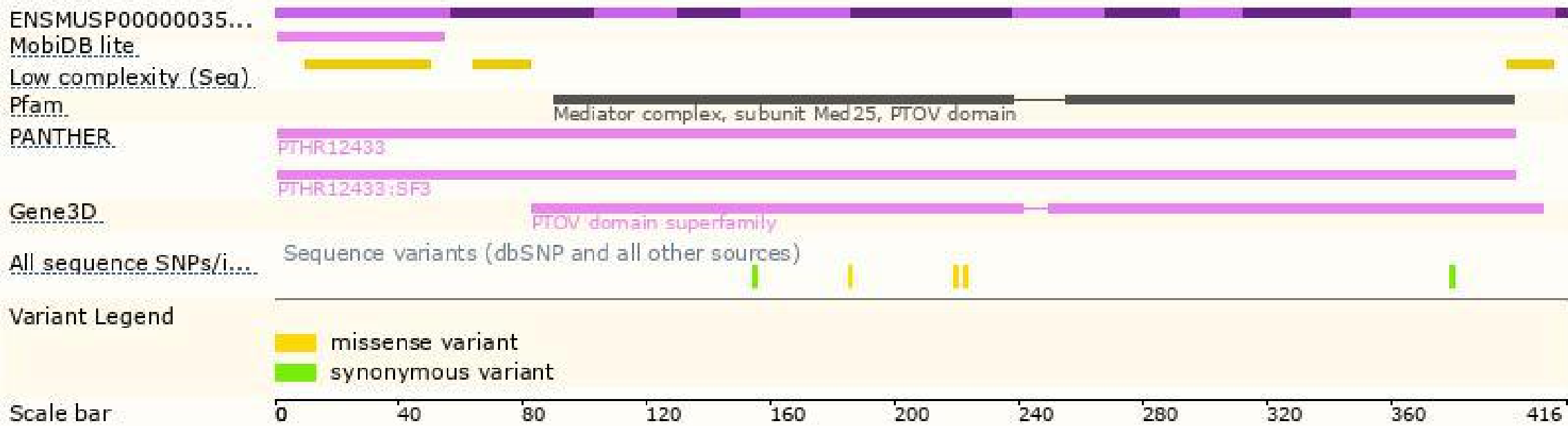
The strategy is based on the design of *Ptov1-201* transcript, the transcription is shown below:



Genomic location distribution



Protein domain



If you have any questions, you are welcome to inquire.

Tel: 400-9660890

