

Gp9 Cas9-KO Strategy

Designer:

JiaYu

Reviewer:

Xiaojing Li

Design Date:

2020-2-20

Project Overview

Project Name

Gp9

Project type

Cas9-KO

Strain background

C57BL/6JGpt

Knockout strategy

This model will use CRISPR/Cas9 technology to edit the *Gp9* gene. The schematic diagram is as follows:



- The *Gp9* gene has 1 transcript. According to the structure of *Gp9* gene, exon2 of *Gp9-201* (ENSMUST00000032133.4) transcript is recommended as the knockout region. The region contains all of the coding sequence. Knock out the region will result in disruption of protein function.
- In this project we use CRISPR/Cas9 technology to modify *Gp9* gene. The brief process is as follows: CRISPR/Cas9 system w

Notice

- The *Gp9* gene is located on the Chr6. If the knockout mice are crossed with other mice strains to obtain double gene positive homozygous mouse offspring, please avoid the two genes on the same chromosome.
- This Strategy is designed based on genetic information in existing databases. Due to the complexity of biological processes, all risk of the gene knockout on gene transcription, RNA splicing and protein translation cannot be predicted at the existing technology level.

Gene information (NCBI)

Gp9 glycoprotein 9 (platelet) [Mus musculus (house mouse)]

Gene ID: 54368, updated on 31-Jan-2019

Summary




Official Symbol	Gp9 provided by MGI
Official Full Name	glycoprotein 9 (platelet) provided by MGI
Primary source	MGI:MGI:1860137
See related	Ensembl:ENSMUSG00000030054
Gene type	protein coding
RefSeq status	VALIDATED
Organism	Mus musculus
Lineage	Eukaryota; Metazoa; Chordata; Craniata; Vertebrata; Euteleostomi; Mammalia; Eutheria; Euarchontoglires; Glires; Rodentia; Myomorpha; Muroidea; Muridae; Murinae; Mus; Mus
Also known as	Cd42, GPIX
Expression	Biased expression in spleen adult (RPKM 11.3), liver E14.5 (RPKM 10.5) and 7 other tissues See more
Orthologs	human all

Transcript information (Ensembl)

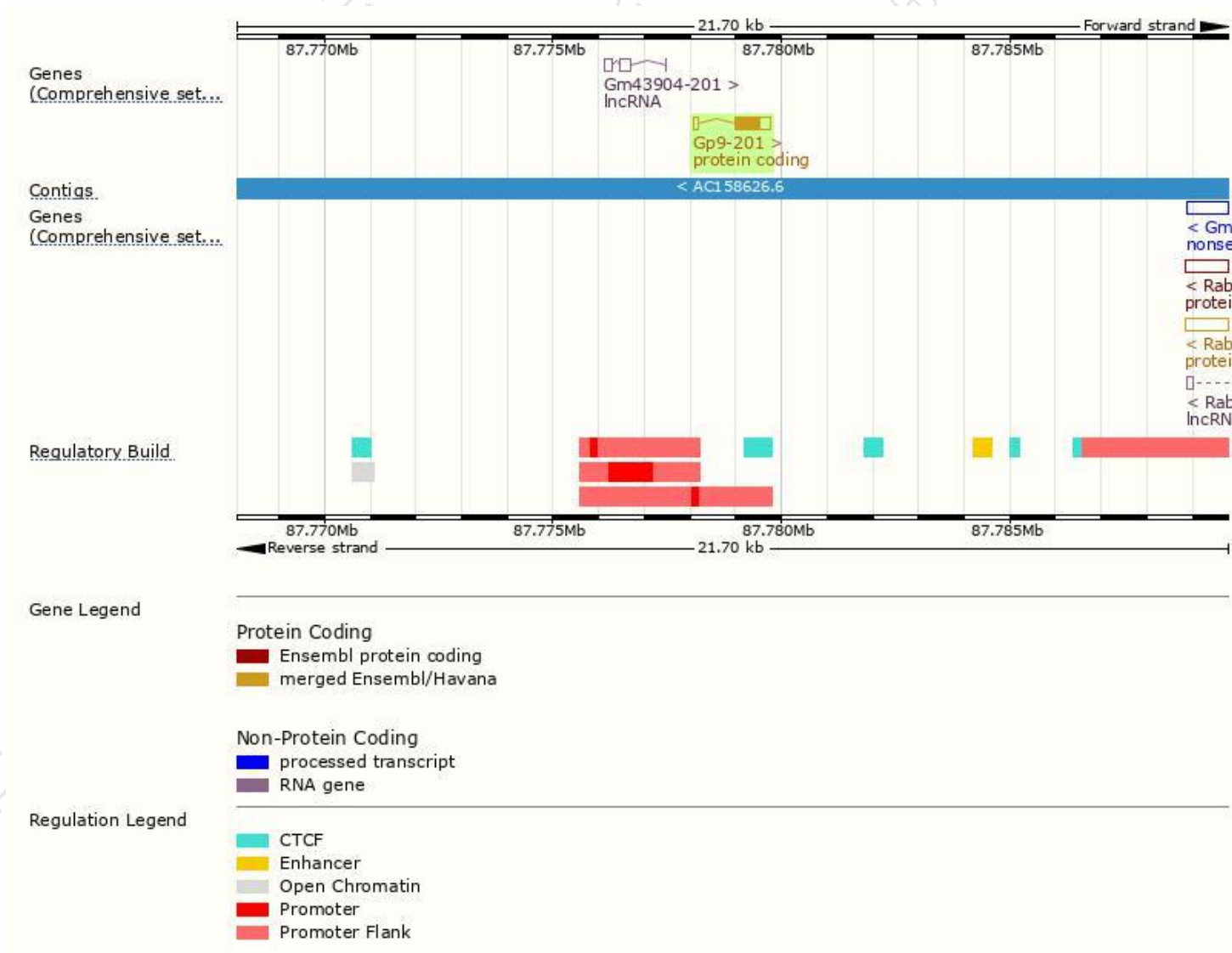
The gene has 1 transcript, and the transcript is shown below:

Name	Transcript ID	bp	Protein	Biotype	CCDS	UniProt	Flags
Gp9-201	ENSMUST00000032133.4	881	177aa	Protein coding	CCDS20328	O88186	TSL:1 GENCODE basic APPRIS P1

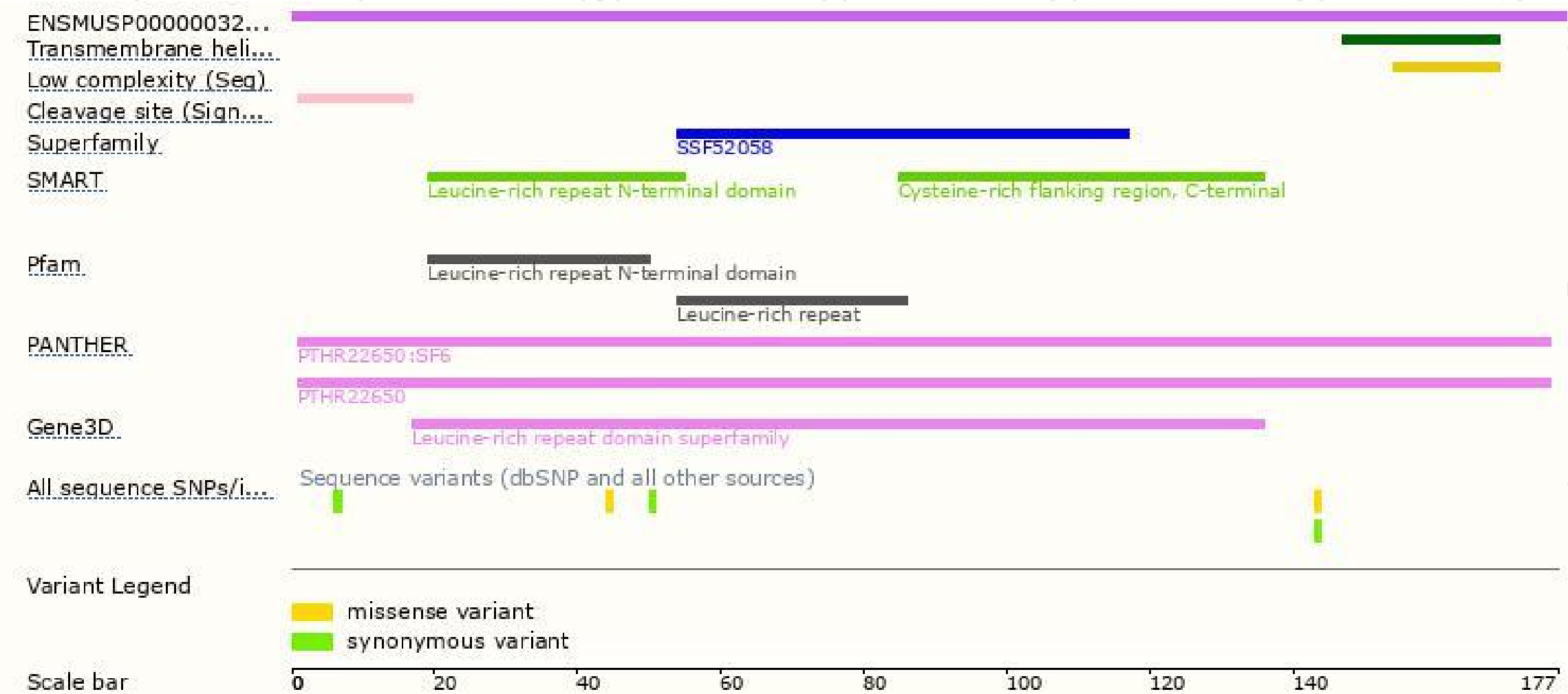
The strategy is based on the design of *Gp9-201* transcript, The transcription is shown below



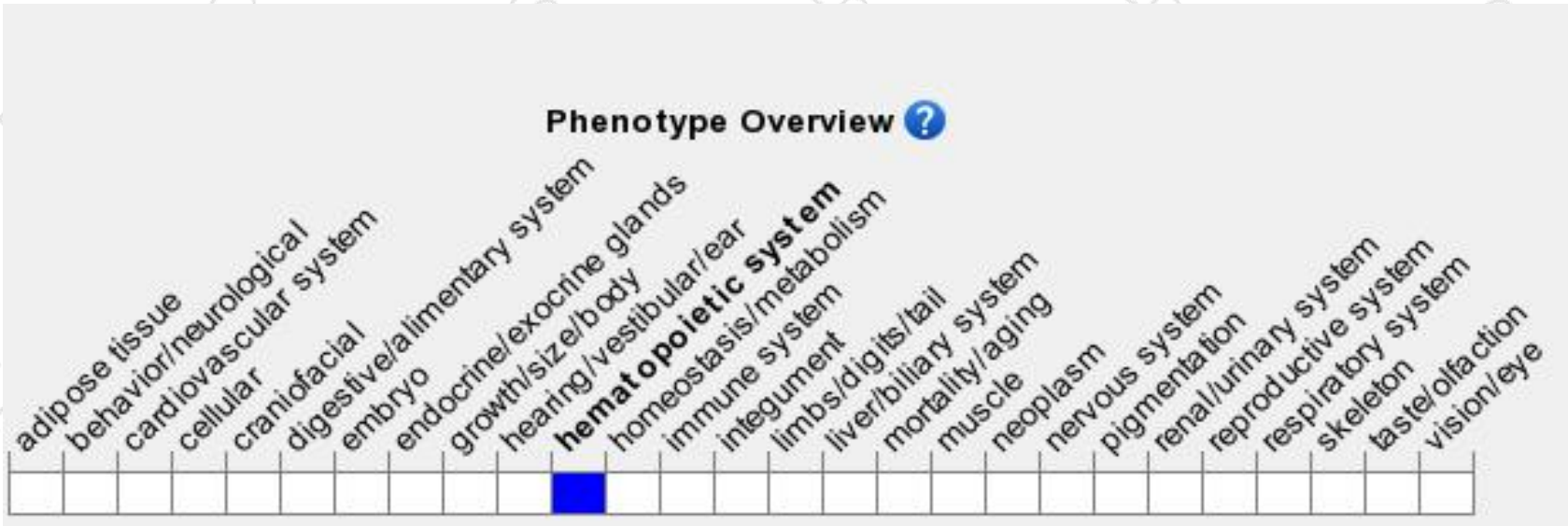
Genomic location distribution



Protein domain



Mouse phenotype description(MGI)



Phenotypes affected by the gene are marked in blue. Data quoted from MGI database(<http://www.informatics.jax.org/>).

If you have any questions, you are welcome to inquire.

Tel: 400-9660890

