

# *Anxa9* Cas9-CKO Strategy

Designer: Huimin Su

Reviewer: Ruiuri Zhang

Design Date: 2020-5-7

# Project Overview

**Project Name**

*Anxa9*

**Project type**

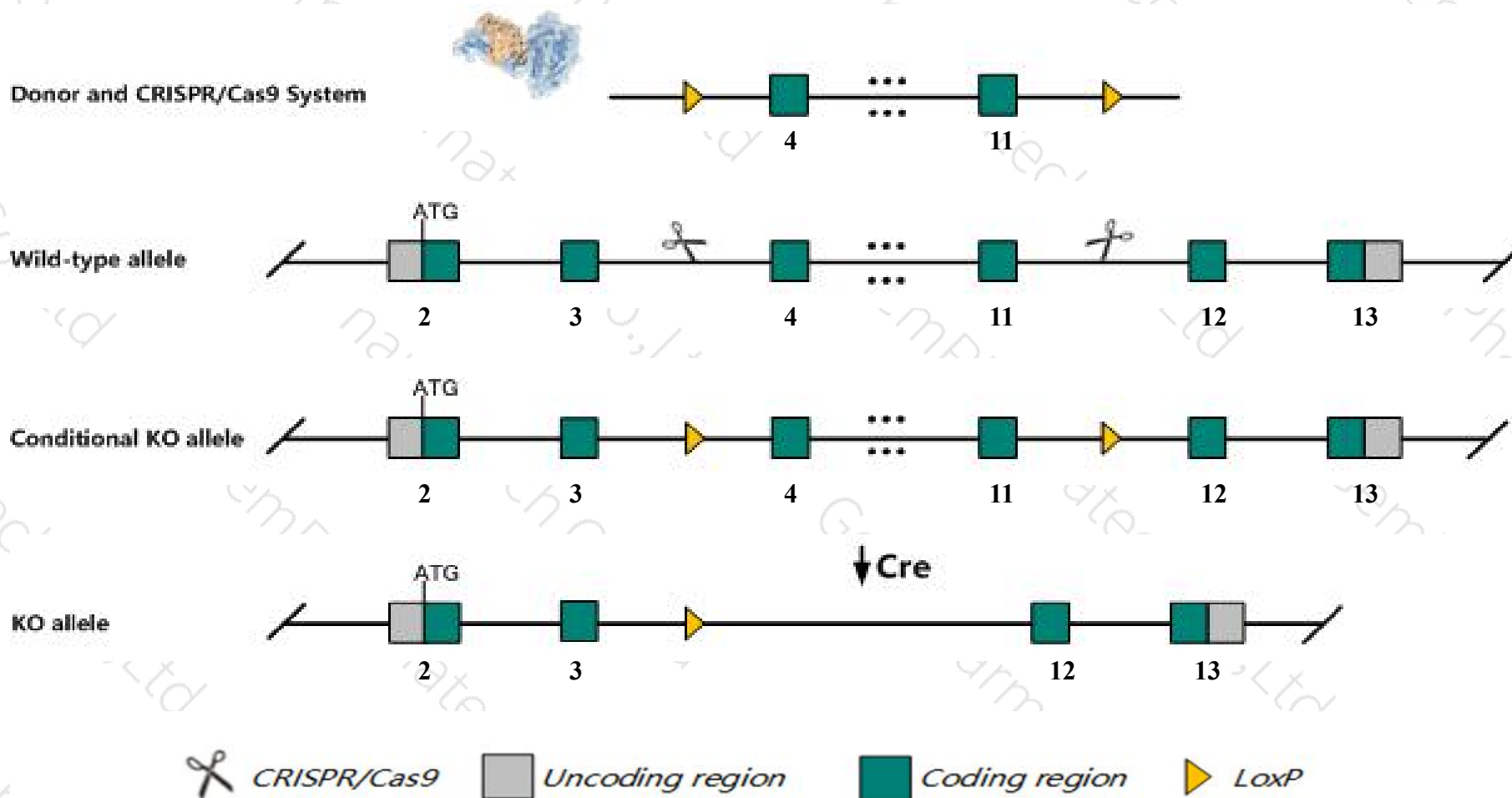
**Cas9-CKO**

**Strain background**

**C57BL/6JGpt**

# Conditional Knockout strategy

This model will use CRISPR/Cas9 technology to edit the *Anxa9* gene. The schematic diagram is as follows:



- The *Anxa9* gene has 4 transcripts. According to the structure of *Anxa9* gene, exon4-exon11 of *Anxa9-202* (ENSMUST00000107183.7) transcript is recommended as the knockout region. The region contains 680bp coding sequence. Knock out the region will result in disruption of protein function.
- In this project we use CRISPR/Cas9 technology to modify *Anxa9* gene. The brief process is as follows: CRISPR/Cas9 system and Donor were microinjected into the fertilized eggs of C57BL/6JGpt mice. Fertilized eggs were transplanted to obtain positive F0 mice which were confirmed by PCR and sequencing. A stable F1 generation mouse model was obtained by mating positive F0 generation mice with C57BL/6JGpt mice.
- The flox mice will be knocked out after mating with mice expressing Cre recombinase, resulting in the loss of function of the target gene in specific tissues and cell types.

# Notice

- *Anxa9-203* transcript is incomplete, so the effect on it is unknown.
- The *Anxa9* gene is located on the Chr3. If the knockout mice are crossed with other mice strains to obtain double gene positive homozygous mouse offspring, please avoid the two genes on the same chromosome.
- This strategy is designed based on genetic information in existing databases. Due to the complexity of biological processes, all risk of loxp insertion on gene transcription, RNA splicing and protein translation cannot be predicted at existing technological level.



# Gene information (NCBI)

## Anxa9 annexin A9 [ *Mus musculus* (house mouse) ]

Gene ID: 71790, updated on 10-Apr-2020

### Summary

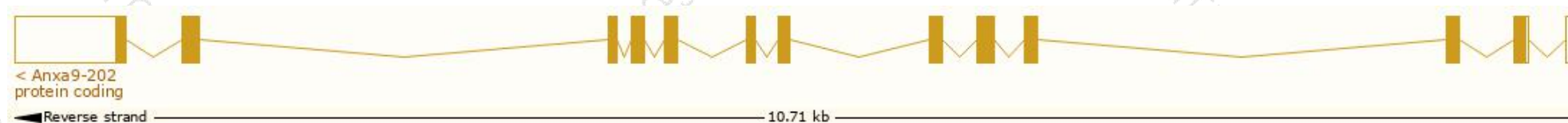
Official Symbol	Anxa9 provided by <a href="#">MGI</a>
Official Full Name	annexin A9 provided by <a href="#">MGI</a>
Primary source	<a href="#">MGI:MGI:1923711</a>
See related	<a href="#">Ensembl:ENSMUSG00000015702</a>
Gene type	protein coding
RefSeq status	VALIDATED
Organism	<a href="#">Mus musculus</a>
Lineage	Eukaryota; Metazoa; Chordata; Craniata; Vertebrata; Euteleostomi; Mammalia; Eutheria; Euarchontoglires; Glires; Rodentia; Myomorpha; Muroidea; Muridae; Murinae; Mus; Mus
Also known as	1110003P15Rik; 2310069F17Rik
Expression	Broad expression in genital fat pad adult (RPKM 7.5), stomach adult (RPKM 4.5) and 26 other tissues <a href="#">See more</a>
Orthologs	<a href="#">human</a> <a href="#">all</a>

# Transcript information (Ensembl)

The gene has 4 transcripts, all transcripts are shown below:


Name	Transcript ID	bp	Protein	Biotype	CCDS	UniProt	Flags
Anxa9-202	<a href="#">ENSMUST00000107183.7</a>	1872	<a href="#">345aa</a>	Protein coding	<a href="#">CCDS50989</a>	<a href="#">Q9JHQ0</a>	TSL:1 GENCODE basic APPRIS P1
Anxa9-201	<a href="#">ENSMUST00000015846.8</a>	1851	<a href="#">345aa</a>	Protein coding	<a href="#">CCDS50989</a>	<a href="#">Q9JHQ0</a>	TSL:1 GENCODE basic APPRIS P1
Anxa9-204	<a href="#">ENSMUST00000164406.7</a>	1611	<a href="#">345aa</a>	Protein coding	<a href="#">CCDS50989</a>	<a href="#">Q9JHQ0</a>	TSL:1 GENCODE basic APPRIS P1
Anxa9-203	<a href="#">ENSMUST00000123365.1</a>	339	<a href="#">33aa</a>	Protein coding	-	<a href="#">D3Z1V0</a>	CDS 3' incomplete TSL:3

The strategy is based on the design of *Anxa9-202* transcript, the transcription is shown below



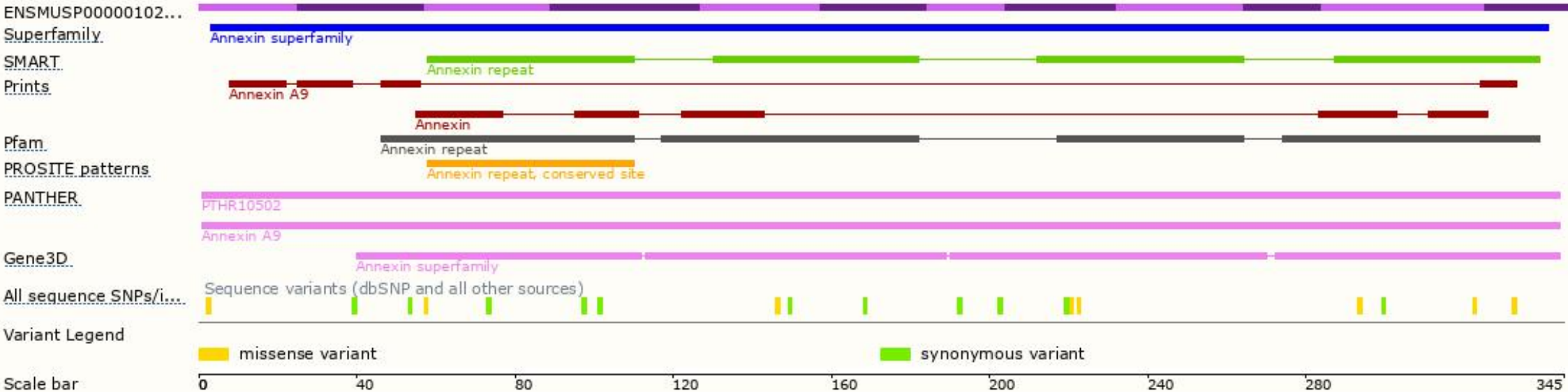


# Genomic location distribution





# Protein domain



If you have any questions, you are welcome to inquire.

Tel: 400-9660890

