

Cngb3 Cas9-CKO Strategy

Designer:

JiaYu

Reviewer:

Xiaojing Li

Design Date:

2020-1-17

Project Overview

Project Name

Cngb3

Project type

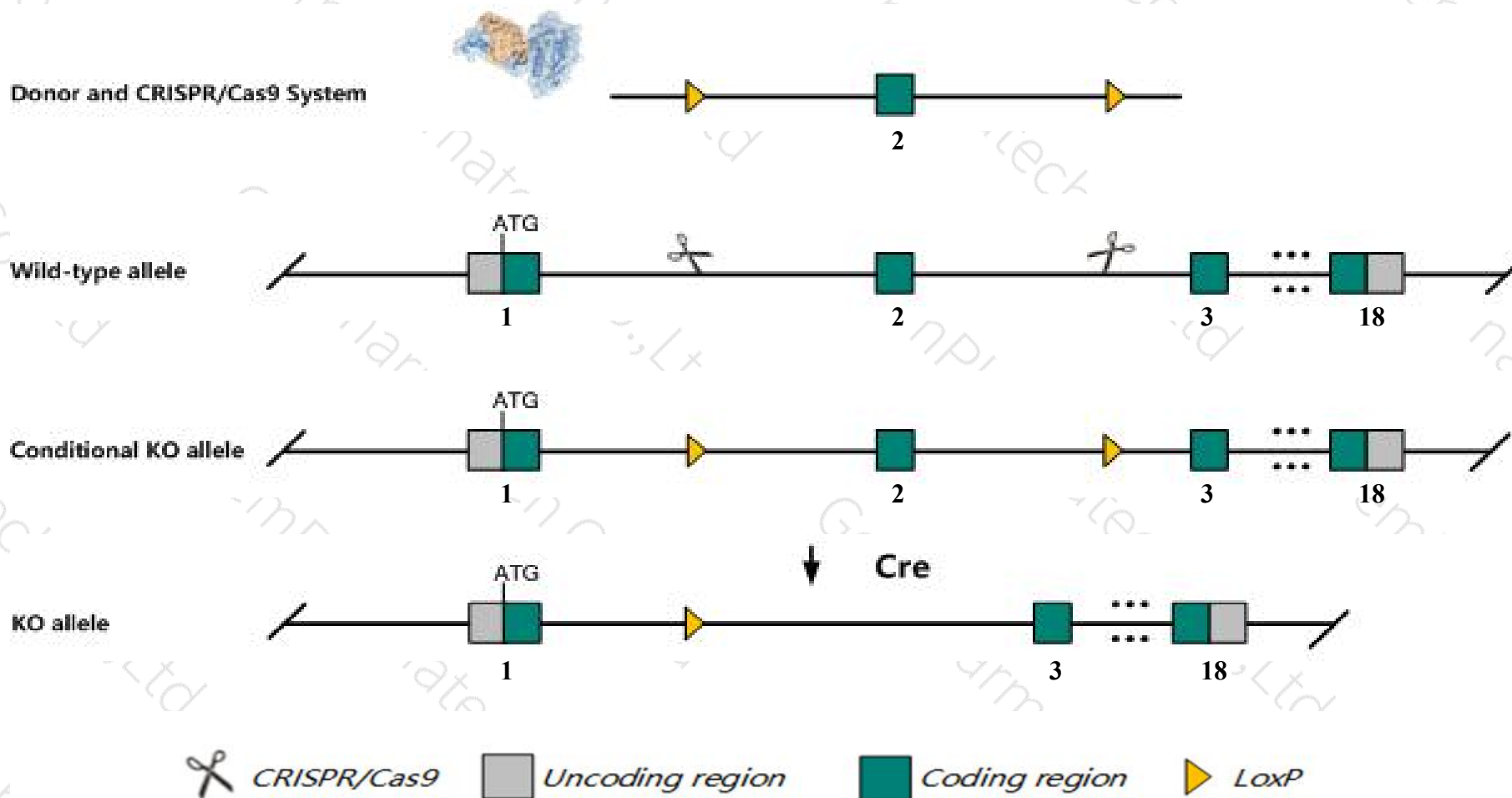
Cas9-CKO

Strain background

C57BL/6JGpt

Conditional Knockout strategy

This model will use CRISPR/Cas9 technology to edit the *Cngb3* gene. The schematic diagram is as follows:



Technical routes

- The *Cngb3* gene has 1 transcript. According to the structure of *Cngb3* gene, exon2 of *Cngb3-201* (ENSMUST00000102999.1) transcript is recommended as the knockout region. The region contains 76bp coding sequence. Knock out the region will result in disruption of protein function.
- In this project we use CRISPR/Cas9 technology to modify *Cngb3* gene. The brief process is as follows: CRISPR/Cas9 system and Donor were microinjected into the fertilized eggs of C57BL/6JGpt mice. Fertilized eggs were transplanted to obtain positive F0 mice which were confirmed by PCR and sequencing. A stable F1 generation mouse model was obtained by mating positive F0 generation mice with C57BL/6JGpt mice.
- The flox mice will be knocked out after mating with mice expressing Cre recombinase, resulting in the loss of function of the target gene in specific tissues and cell types.

- According to the existing MGI data, Mice homozygous for a knock-out allele exhibit cone degeneration and decreased photopic response.
- The *Cngb3* gene is located on the Chr4. If the knockout mice are crossed with other mice strains to obtain double gene positive homozygous mouse offspring, please avoid the two genes on the same chromosome.
- This Strategy is designed based on genetic information in existing databases. Due to the complexity of biological processes, all risk of loxp insertion on gene transcription, RNA splicing and protein translation cannot be predicted at existing technological level.

Gene information (NCBI)

Cngb3 cyclic nucleotide gated channel beta 3 [Mus musculus (house mouse)]

Gene ID: 30952, updated on 19-Mar-2019

Summary



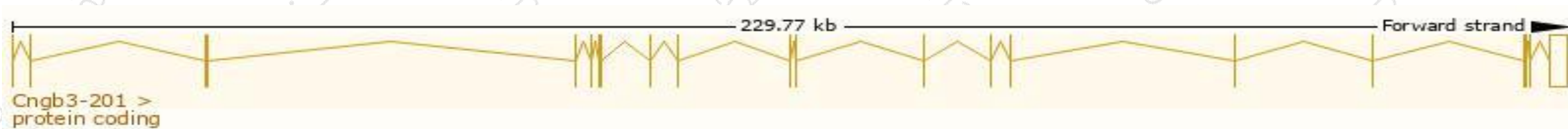
| | |
|---------------------------|---------------------------------------------------------------------------------------------------------------------------------------------------------------------------|
| Official Symbol | Cngb3 provided by MGI |
| Official Full Name | cyclic nucleotide gated channel beta 3 provided by MGI |
| Primary source | MGI:MGI:1353562 |
| See related | Ensembl:ENSMUSG00000056494 |
| Gene type | protein coding |
| RefSeq status | VALIDATED |
| Organism | Mus musculus |
| Lineage | Eukaryota; Metazoa; Chordata; Craniata; Vertebrata; Euteleostomi; Mammalia; Eutheria; Euarchontoglires; Glires; Rodentia; Myomorpha; Muroidea; Muridae; Murinae; Mus; Mus |
| Also known as | CCNC2, CNG6, Cngbeta2 |
| Expression | Low expression observed in reference dataset See more |
| Orthologs | human all |

Transcript information (Ensembl)

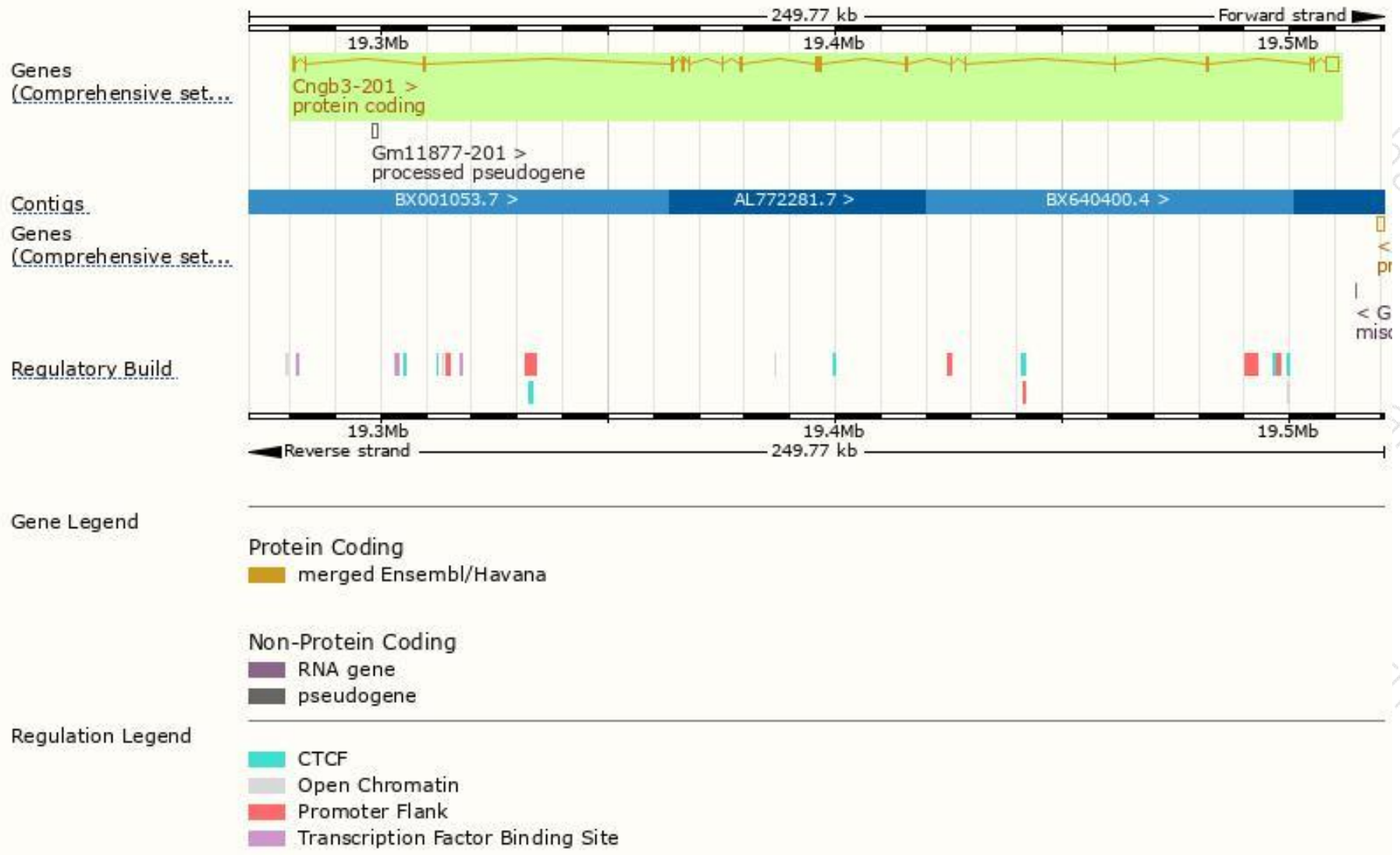
The gene has 1 transcript, and the transcript is shown below:

| Name | Transcript ID | bp | Protein | Biotype | CCDS | UniProt | Flags |
|------------------|--------------------------------------|------|-----------------------|----------------|---------------------------|------------------------|-------------------------------|
| Cngb3-201 | ENSMUST00000102999.1 | 4708 | 694aa | Protein coding | CCDS17990 | Q9JJZ9 | TSL:1 GENCODE basic APPRIS P1 |

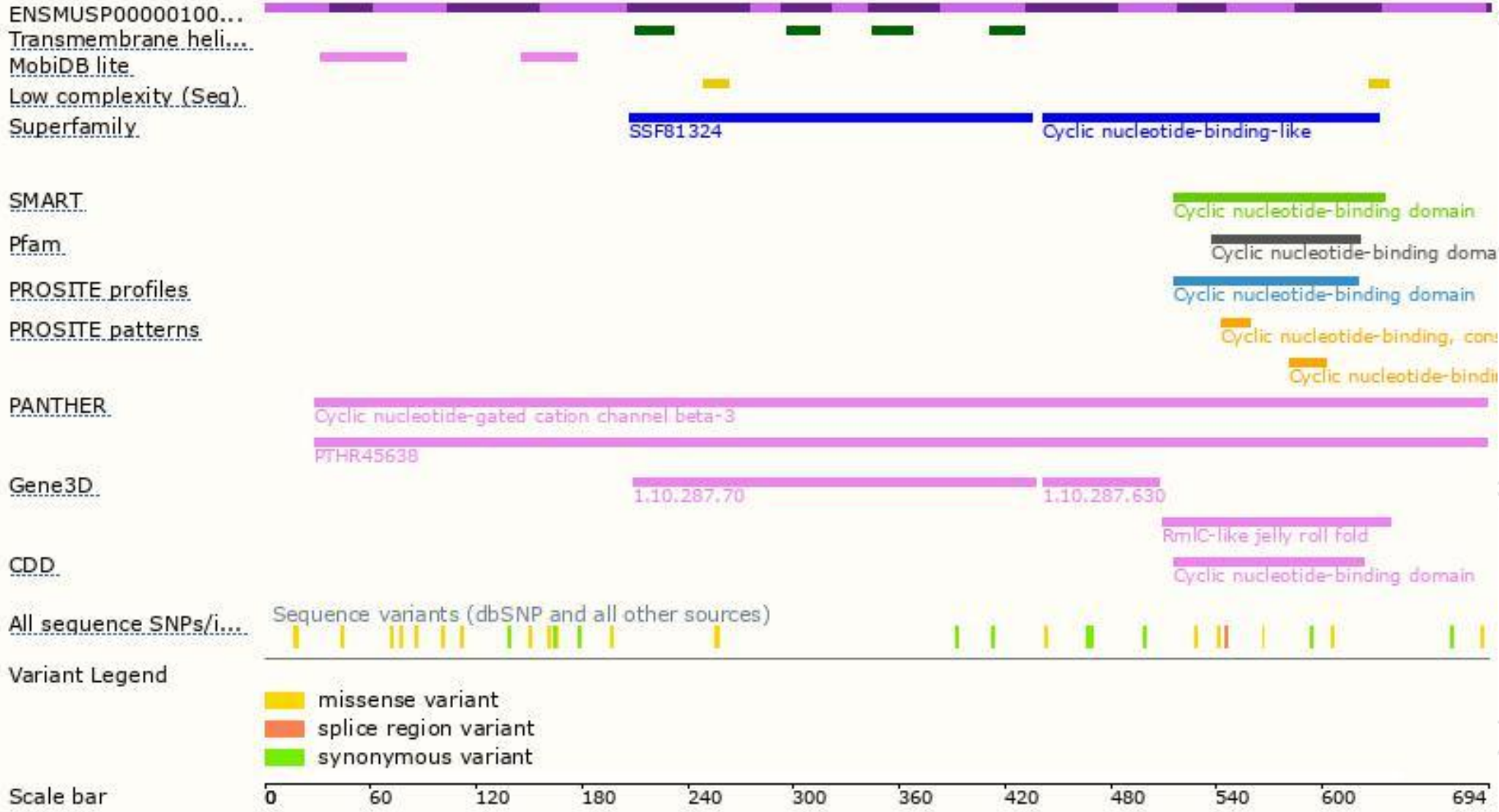
The strategy is based on the design of *Cngb3-201* transcript, The transcription is shown below




Genomic location distribution



Protein domain



Mouse phenotype description(MGI)



Phenotypes affected by the gene are marked in blue. Data quoted from MGI database(<http://www.informatics.jax.org/>).

According to the existing MGI data, Mice homozygous for a knock-out allele exhibit cone degeneration and decreased photopic response.

If you have any questions, you are welcome to inquire.

Tel: 400-9660890

