

# *Wnt5b* Cas9-CKO Strategy

**Designer:**

**Yang Zeng**

**Reviewer:**

**Xueting Zhang**

**Design Date:**

**2019-11-29**

# Project Overview

**Project Name**

*Wnt5b*

**Project type**

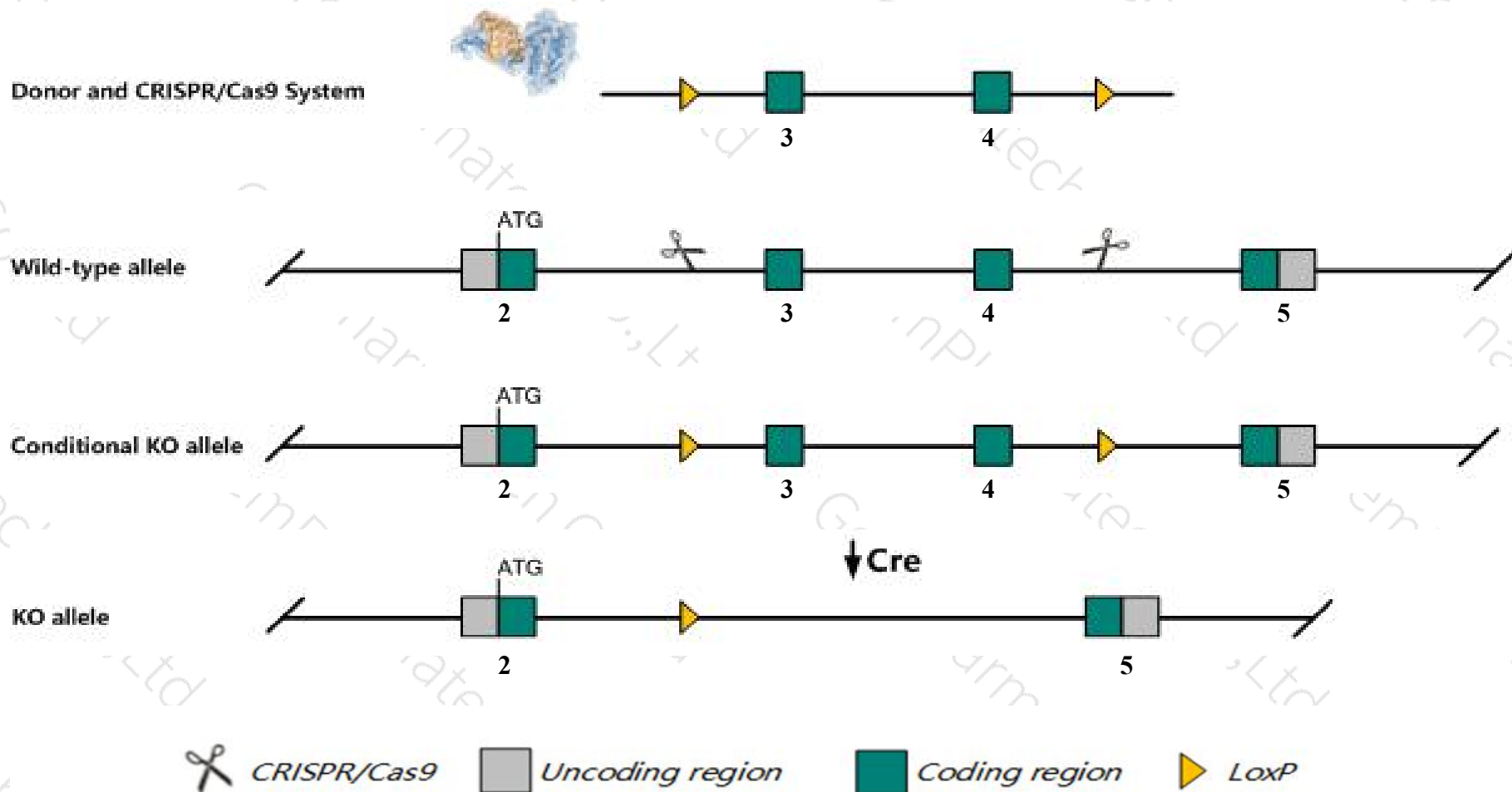
**Cas9-CKO**

**Strain background**

**C57BL/6JGpt**

# Conditional Knockout strategy

This model will use CRISPR/Cas9 technology to edit the *Wnt5b* gene. The schematic diagram is as follows:



- The *Wnt5b* gene has 4 transcripts. According to the structure of *Wnt5b* gene, exon3-exon4 of *Wnt5b-204* (ENSMUST00000178696.7) transcript is recommended as the knockout region. The region contains 541bp coding sequence. Knock out the region will result in disruption of protein function.
- In this project we use CRISPR/Cas9 technology to modify *Wnt5b* gene. The brief process is as follows: CRISPR/Cas9 system and Donor were microinjected into the fertilized eggs of C57BL/6JGpt mice. Fertilized eggs were transplanted to obtain positive F0 mice which were confirmed by PCR and sequencing. A stable F1 generation mouse model was obtained by mating positive F0 generation mice with C57BL/6JGpt mice.
- The flox mice will be knocked out after mating with mice expressing Cre recombinase, resulting in the loss of function of the target gene in specific tissues and cell types.

- According to the existing MGI data, Mice homozygous for a knock-out allele exhibit normal numbers of thoracic motor neurons and proportions of motor columnar subtypes.
- The *Wnt5b* gene is located on the Chr6. If the knockout mice are crossed with other mice strains to obtain double gene positive homozygous mouse offspring, please avoid the two genes on the same chromosome.
- This Strategy is designed based on genetic information in existing databases. Due to the complexity of biological processes, all risk of loxp insertion on gene transcription, RNA splicing and protein translation cannot be predicted at existing technological level.



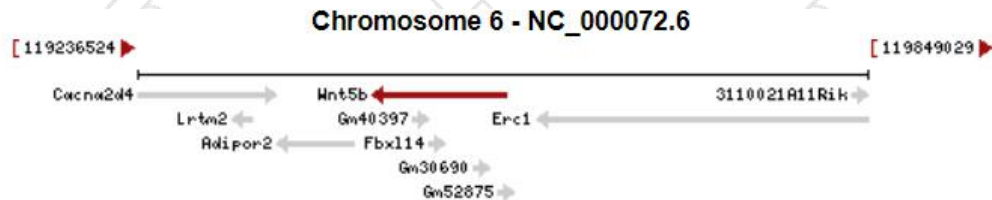
# Gene information (NCBI)

## Wnt5b wingless-type MMTV integration site family, member 5B [ *Mus musculus* (house mouse) ]

Gene ID: 22419, updated on 12-Aug-2019

### Summary

<b>Official Symbol</b>	Wnt5b provided by <a href="#">MGI</a>
<b>Official Full Name</b>	wingless-type MMTV integration site family, member 5B provided by <a href="#">MGI</a>
<b>Primary source</b>	<a href="#">MGI:MGI:98959</a>
<b>See related</b>	<a href="#">Ensembl:ENSMUSG00000030170</a>
<b>Gene type</b>	protein coding
<b>RefSeq status</b>	VALIDATED
<b>Organism</b>	<a href="#">Mus musculus</a>
<b>Lineage</b>	Eukaryota; Metazoa; Chordata; Craniata; Vertebrata; Euteleostomi; Mammalia; Eutheria; Euarchontoglires; Glires; Rodentia; Myomorpha; Muroidea; Muridae; Murinae; Mus; Mus
<b>Also known as</b>	Wnt-5b; AW545702
<b>Expression</b>	Ubiquitous expression in ovary adult (RPKM 4.7), limb E14.5 (RPKM 3.9) and 25 other tissues <a href="#">See more</a>
<b>Orthologs</b>	<a href="#">human</a> <a href="#">all</a>




# Transcript information (Ensembl)

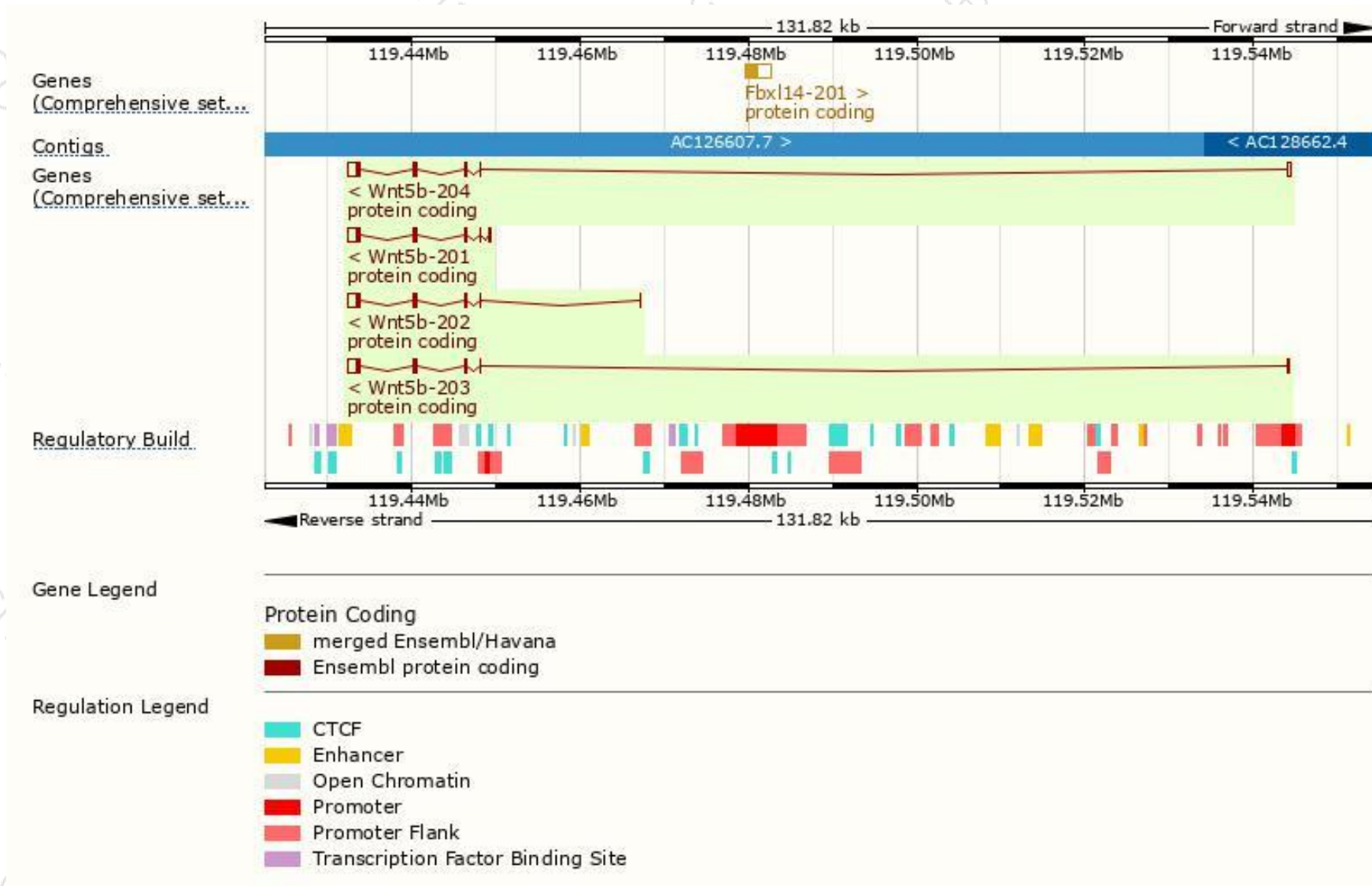
The gene has 4 transcripts, all transcripts are shown below:

Name	Transcript ID	bp	Protein	Translation ID	Biotype	CCDS	UniProt	Flags
Wnt5b-204	<a href="#">ENSMUST00000178696.7</a>	2371	<a href="#">359aa</a>	<a href="#">ENSMUSP00000137065.1</a>	Protein coding	<a href="#">CCDS20474</a>	<a href="#">P22726</a>	TSL:1 Gencode basic APPRIS P2
Wnt5b-201	<a href="#">ENSMUST00000117171.7</a>	2174	<a href="#">359aa</a>	<a href="#">ENSMUSP00000113188.1</a>	Protein coding	<a href="#">CCDS20474</a>	<a href="#">P22726</a>	TSL:1 Gencode basic APPRIS P2
Wnt5b-203	<a href="#">ENSMUST00000119369.1</a>	2339	<a href="#">372aa</a>	<a href="#">ENSMUSP00000112448.1</a>	Protein coding	-	<a href="#">A0A0R4J1M1</a>	TSL:1 Gencode basic APPRIS ALT2
Wnt5b-202	<a href="#">ENSMUST00000118120.7</a>	2115	<a href="#">321aa</a>	<a href="#">ENSMUSP00000112819.1</a>	Protein coding	-	<a href="#">D3YTW9</a>	TSL:1 Gencode basic APPRIS ALT2

The strategy is based on the design of *Wnt5b-204* transcript, The transcription is shown below

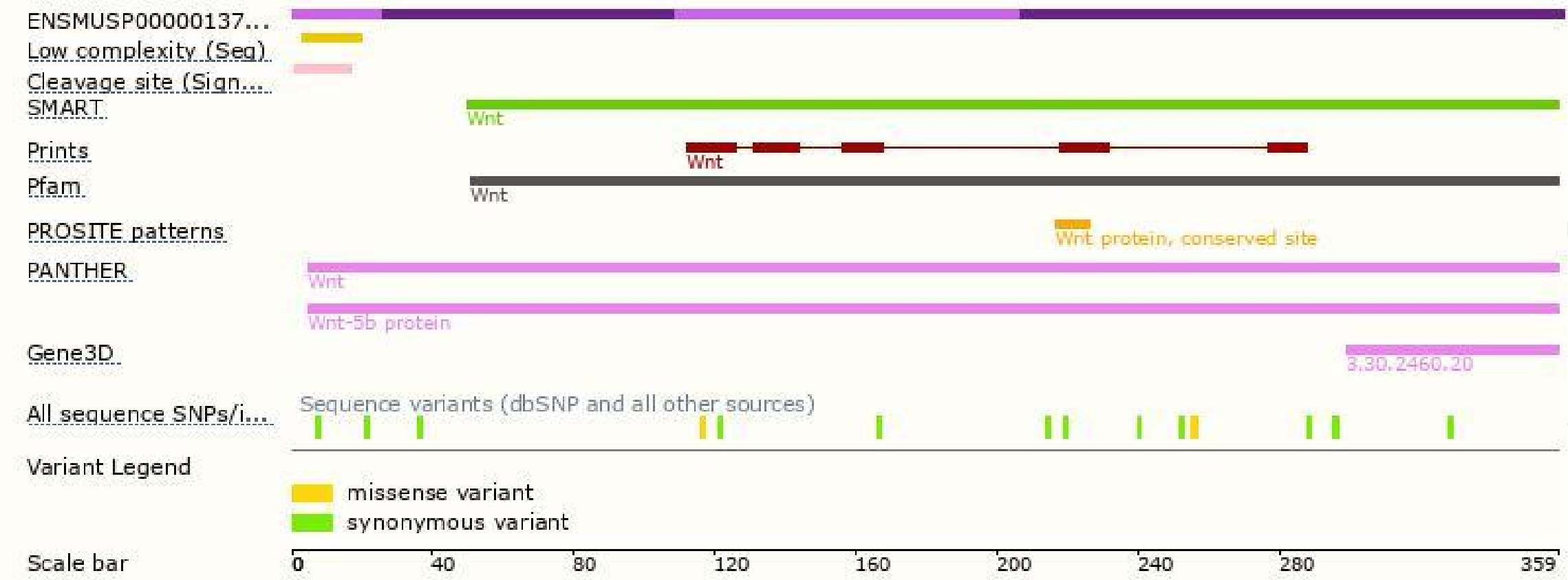


# Genomic location distribution






# Protein domain



# Mouse phenotype description(MGI)

## Phenotype Overview ?



*Phenotypes affected by the gene are marked in blue. Data quoted from MGI database(<http://www.informatics.jax.org/>).*

According to the existing MGI data, Mice homozygous for a knock-out allele exhibit normal numbers of thoracic motor neurons and proportions of motor columnar subtypes.

If you have any questions, you are welcome to inquire.

Tel: 400-9660890

