

Adcy2 Cas9-KO Strategy

Designer:

Daohua Xu

Reviewer:

Huimin Su

Design Date:

2019-11-13

Project Overview



Project Name

Adcy2

Project type

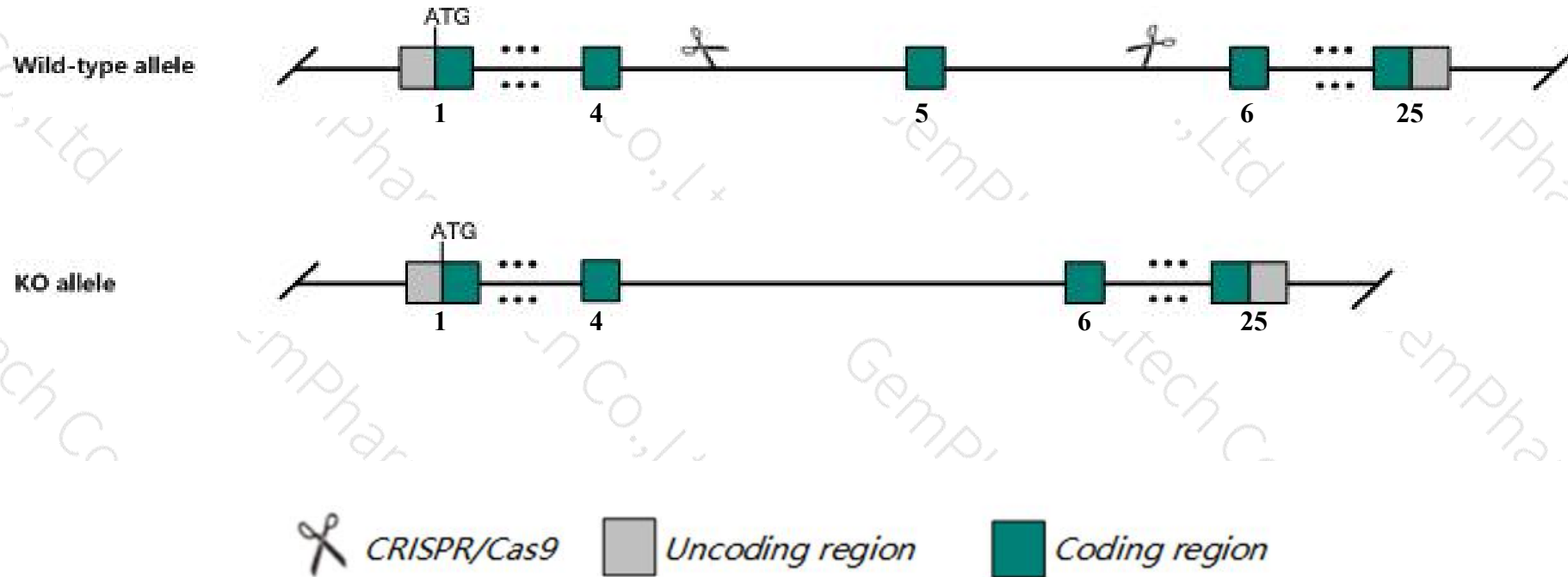
Cas9-KO

Strain background

C57BL/6JGpt

Knockout strategy

This model will use CRISPR/Cas9 technology to edit the *Adcy2* gene. The schematic diagram is as follows:



- The *Adcy2* gene has 1 transcript. According to the structure of *Adcy2* gene, exon5 of *Adcy2-201* (ENSMUST00000022013.7) transcript is recommended as the knockout region. The region contains 149bp coding sequence. Knock out the region will result in disruption of protein function.
- In this project we use CRISPR/Cas9 technology to modify *Adcy2* gene. The brief process is as follows: CRISPR/Cas9 system

Notice

- The *Adcy2* gene is located on the Chr13. If the knockout mice are crossed with other mice strains to obtain double gene positive homozygous mouse offspring, please avoid the two genes on the same chromosome.
- This Strategy is designed based on genetic information in existing databases. Due to the complexity of biological processes, all risk of the gene knockout on gene transcription, RNA splicing and protein translation cannot be predicted at the existing technology level.

Gene information (NCBI)

Adcy2 adenylate cyclase 2 [Mus musculus (house mouse)]

Gene ID: 210044, updated on 31-Jan-2019

Summary




Official Symbol	Adcy2 provided by MGI
Official Full Name	adenylate cyclase 2 provided by MGI
Primary source	MGI:MGI:99676
See related	Ensembl:ENSMUSG00000021536
Gene type	protein coding
RefSeq status	VALIDATED
Organism	Mus musculus
Lineage	Eukaryota; Metazoa; Chordata; Craniata; Vertebrata; Euteleostomi; Mammalia; Eutheria; Euarchontoglires; Glires; Rodentia; Myomorpha; Muroidea; Muridae; Murinae; Mus; Mus
Also known as	mKIAA1060
Expression	Biased expression in frontal lobe adult (RPKM 27.4), cortex adult (RPKM 24.4) and 8 other tissues See more
Orthologs	human all

Transcript information (Ensembl)

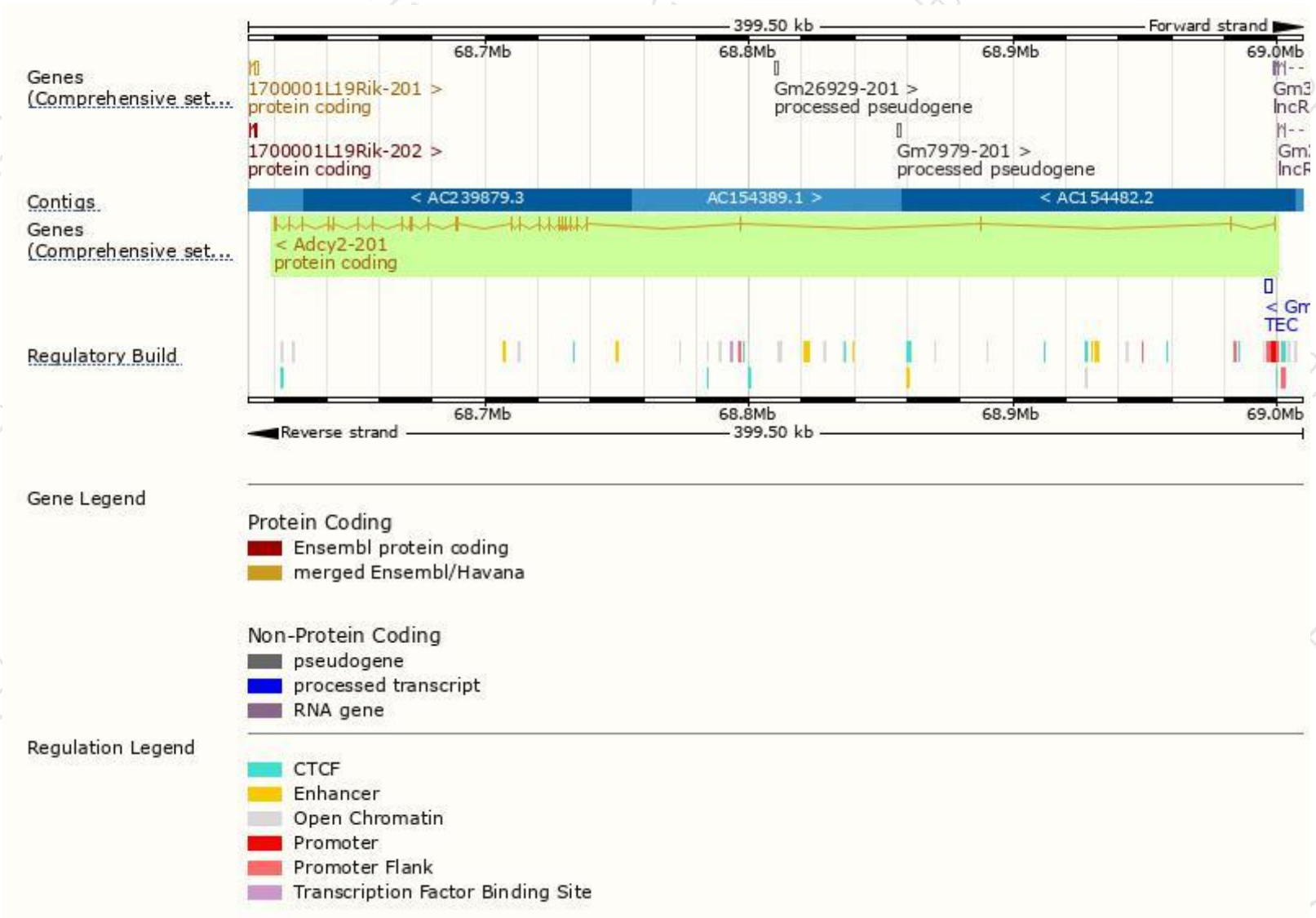
The gene has 1 transcript, and the transcript is shown below:

Name	Transcript ID	bp	Protein	Biotype	CCDS	UniProt	Flags
Adcy2-201	ENSMUST00000022013.7	4211	1095aa	Protein coding	CCDS36721	Q3V1Q3	TSL:1 GENCODE basic APPRIS P1

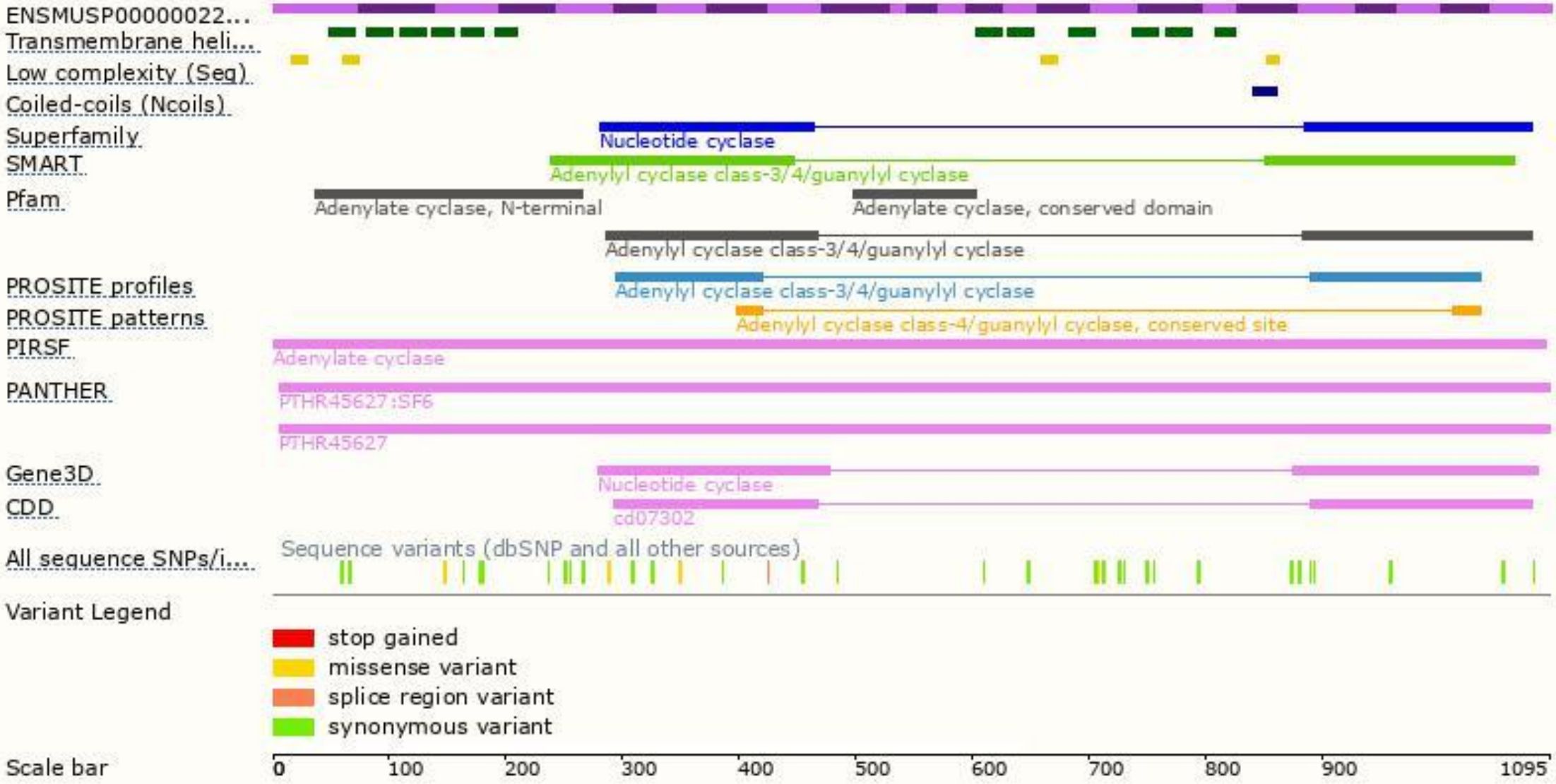
The strategy is based on the design of *Adcy2-201* transcript, The transcription is shown below



Genomic location distribution



Protein domain



If you have any questions, you are welcome to inquire.

Tel: 400-9660890

