

Cd164 Cas9-CKO Strategy

Designer: Qiong Zhou

Project Overview

Project Name

Cd164

Project type

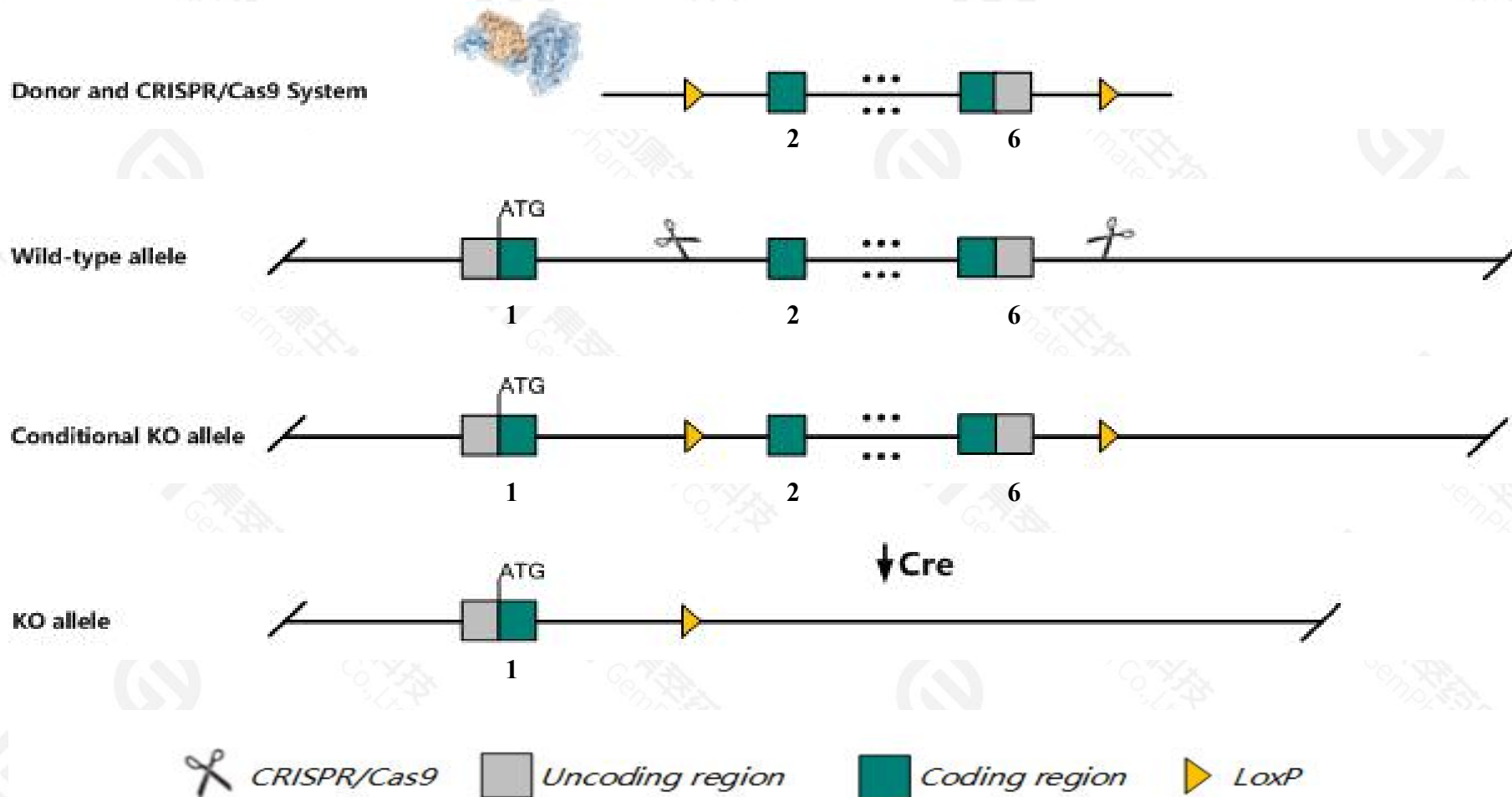
Cas9-CKO

Strain background

C57BL/6JGpt

Conditional Knockout strategy

This model will use CRISPR/Cas9 technology to edit the *Cd164* gene. The schematic diagram is as follows:



- The *Cd164* gene has 4 transcripts. According to the structure of *Cd164* gene, exon2-exon6 of *Cd164-201*(ENSMUST00000019962.15) transcript is recommended as the knockout region. The region contains 428bp coding sequence. Knock out the region will result in disruption of protein function.
- In this project we use CRISPR/Cas9 technology to modify *Cd164* gene. The brief process is as follows: CRISPR/Cas9 system and Donor were microinjected into the fertilized eggs of C57BL/6JGpt mice. Fertilized eggs were transplanted to obtain positive F0 mice which were confirmed by PCR and sequencing. A stable F1 generation mouse model was obtained by mating positive F0 generation mice with C57BL/6JGpt mice.
- The flox mice will be knocked out after mating with mice expressing Cre recombinase, resulting in the loss of function of the target gene in specific tissues and cell types.

Notice

- The *Cd164* gene is located on the Chr10. If the knockout mice are crossed with other mice strains to obtain double gene positive homozygous mouse offspring, please avoid the two genes on the same chromosome.
- This strategy is designed based on genetic information in existing databases. Due to the complexity of biological processes, all risk of loxp insertion on gene transcription, RNA splicing and protein translation cannot be predicted at existing technological level.

Gene information (NCBI)

Cd164 CD164 antigen [Mus musculus (house mouse)]

Gene ID: 53599, updated on 25-Sep-2020

Summary




Official Symbol	Cd164 provided by MGI
Official Full Name	CD164 antigen provided by MGI
Primary source	MGI:MGI:1859568
See related	Ensembl:ENSMUSG00000019818
Gene type	protein coding
RefSeq status	PROVISIONAL
Organism	Mus musculus
Lineage	Eukaryota; Metazoa; Chordata; Craniata; Vertebrata; Euteleostomi; Mammalia; Eutheria; Euarchontoglires; Glires; Rodentia; Myomorpha; Muroidea; Muridae; Murinae; Mus; Mus
Also known as	A11, A115, A2, A24, AA589639, AW540279, MGC-24, MSSP
Expression	Ubiquitous expression in mammary gland adult (RPKM 103.9), placenta adult (RPKM 76.1) and 28 other tissues See more
Orthologs	human all

Transcript information (Ensembl)

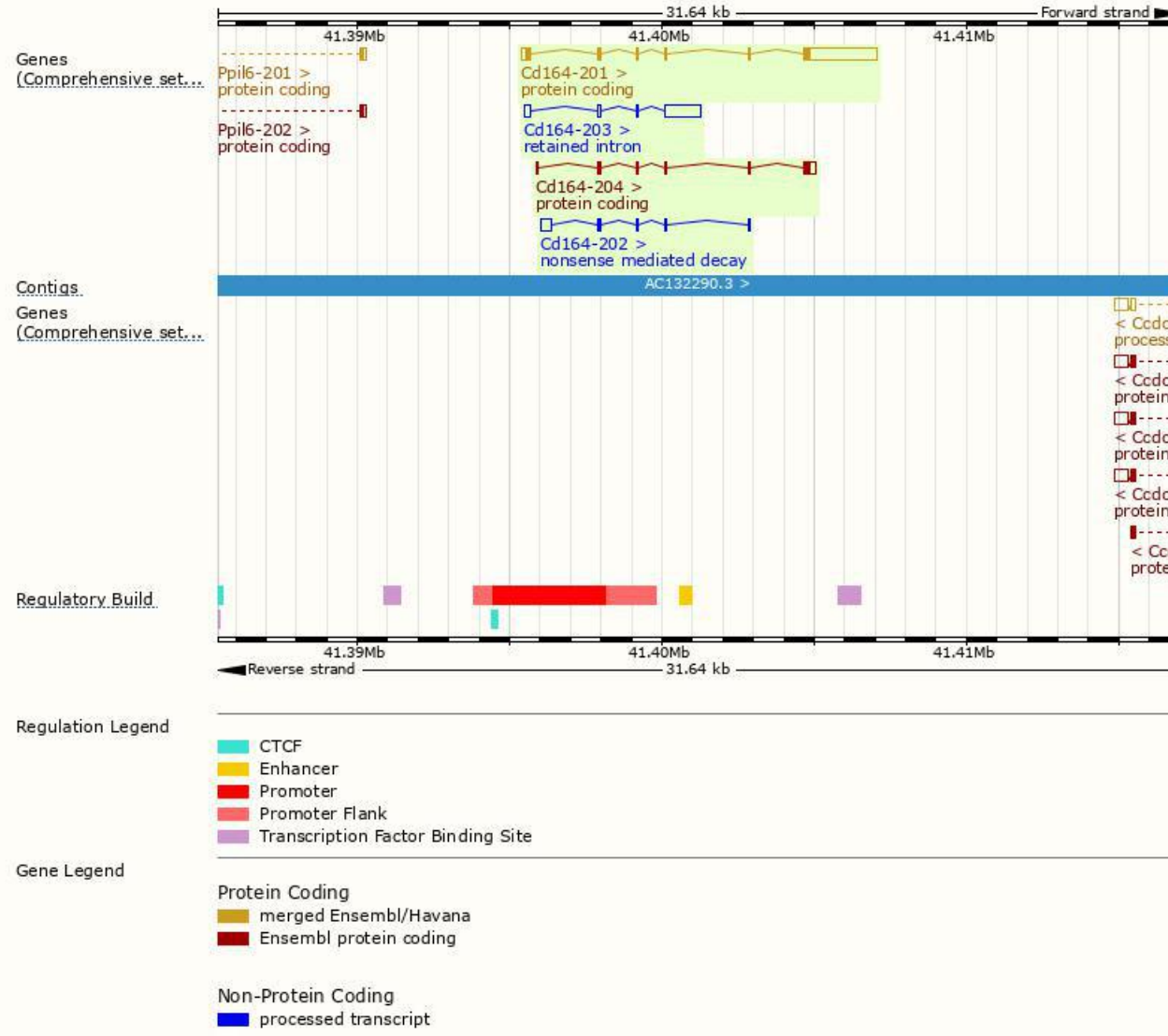
The gene has 4 transcripts, all transcripts are shown below:

Name	Transcript ID	bp	Protein	Biotype	CCDS	UniProt	Flags
Cd164-201	ENSMUST00000019962.15	2922	197aa	Protein coding	CCDS23806		TSL:1 , GENCODE basic , APPRIS P1 ,
Cd164-204	ENSMUST00000189300.2	692	162aa	Protein coding	-		CDS 5' incomplete , TSL:1 ,
Cd164-202	ENSMUST00000186388.2	592	44aa	Nonsense mediated decay	-		TSL:5 ,
Cd164-203	ENSMUST00000187279.7	1528	No protein	Retained intron	-		TSL:1 ,

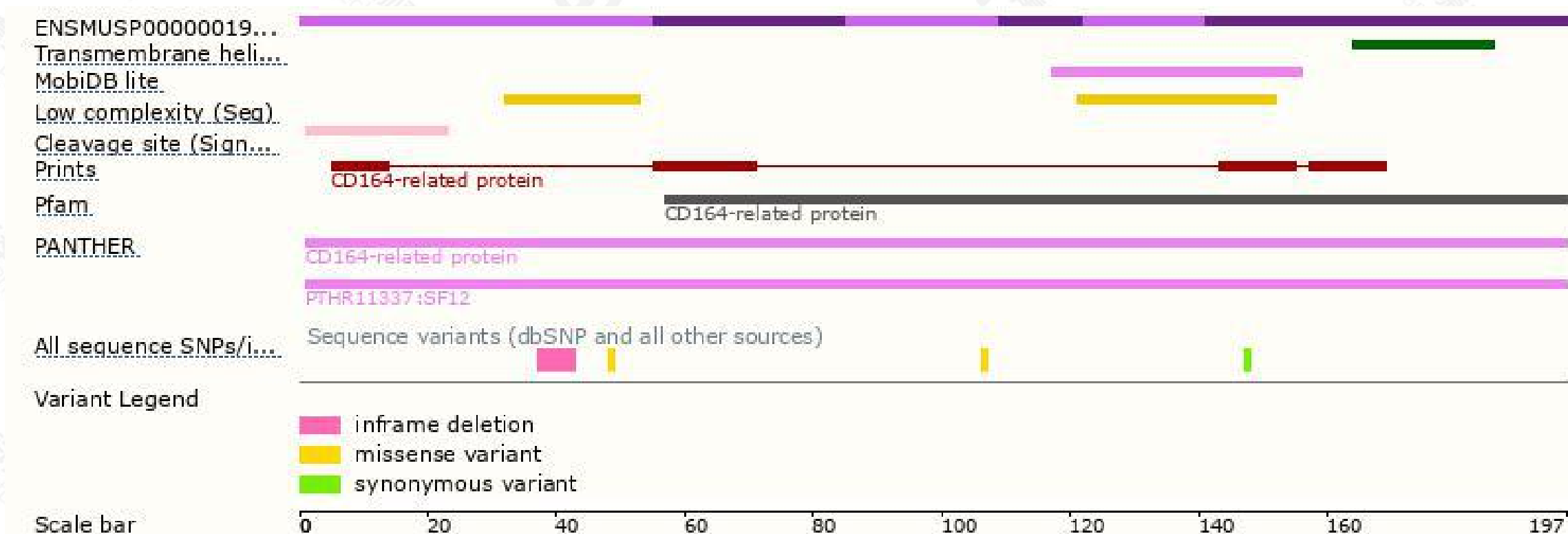
The strategy is based on the design of *Cd164-201* transcript, the transcription is shown below:



Genomic location distribution



Protein domain



If you have any questions, you are welcome to inquire.

Tel: 400-9660890

