

# *Selplg* Cas9-KO Strategy

**Designer:**

**Daohua Xu**

**Design Date:**

**2019-7-30**

# Project Overview



**Project Name**

*Selplg*

**Project type**

**Cas9-KO**

**Strain background**

**C57BL/6JGpt**

# Knockout strategy

This model will use CRISPR/Cas9 technology to edit the *Selplg* gene. The schematic diagram is as follows:



- The *Selplg* gene has 6 transcripts. According to the structure of *Selplg* gene, exon2 of *Selplg-201* (ENSMUST00000100874.5) transcript is recommended as the knockout region. The region contains all of the coding sequence. Knock out the region will result in disruption of protein function.
- In this project we use CRISPR/Cas9 technology to modify *Selplg* gene. The brief process is as follows: CRISPR/Cas9 system

- According to the existing MGI data, Mice homozygous for a null allele exhibit neutrophilia and impaired leukocyte adhesion and rolling.
- The *Selplg* gene is located on the Chr5. If the knockout mice are crossed with other mice strains to obtain double gene positive homozygous mouse offspring, please avoid the two genes on the same chromosome.
- This Strategy is designed based on genetic information in existing databases. Due to the complexity of biological processes, all risk of the gene knockout on gene transcription, RNA splicing and protein translation cannot be predicted at the existing technology level.

# Gene information (NCBI)

## Selplg selectin, platelet (p-selectin) ligand [Mus musculus (house mouse)]

Gene ID: 20345, updated on 31-Jan-2019

### Summary




|                           |   |
|---------------------------|---|
| <b>Official Symbol</b>    | Selplg provided by <a href="#">MGI</a>  |
| <b>Official Full Name</b> | selectin, platelet (p-selectin) ligand provided by <a href="#">MGI</a>  |
| <b>Primary source</b>     | <a href="#">MGI:MGI:106689</a>  |
| <b>See related</b>        | <a href="#">Ensembl:ENSMUSG00000048163</a>  |
| <b>Gene type</b>          | protein coding  |
| <b>RefSeq status</b>      | VALIDATED   |
| <b>Organism</b>           | <a href="#">Mus musculus</a>  |
| <b>Lineage</b>            | Eukaryota; Metazoa; Chordata; Craniata; Vertebrata; Euteleostomi; Mammalia; Eutheria; Euarchontoglires; Glires; Rodentia; Myomorpha; Muroidea; Muridae; Murinae; Mus; Mus |
| <b>Also known as</b>      | CD162, Psgl-1, Psgl1, Selp1, Selp1  |
| <b>Expression</b>         | Biased expression in thymus adult (RPKM 159.7), spleen adult (RPKM 93.8) and 7 other tissues <a href="#">See more</a>   |
| <b>Orthologs</b>          | <a href="#">human</a> <a href="#">all</a>   |

# Transcript information (Ensembl)


The gene has 6 transcripts, all transcripts are shown below:

| Name       | Transcript ID                        | bp   | Protein               | Biotype         | CCDS                      | UniProt                    | Flags                         |
|------------|--------------------------------------|------|-----------------------|-----------------|---------------------------|----------------------------|-------------------------------|
| Selplg-201 | <a href="#">ENSMUST00000100874.5</a> | 1855 | <a href="#">417aa</a> | Protein coding  | <a href="#">CCDS51621</a> | <a href="#">Q3TA56</a>     | TSL:1 GENCODE basic APPRIS P1 |
| Selplg-205 | <a href="#">ENSMUST00000201931.1</a> | 694  | <a href="#">173aa</a> | Protein coding  | -                         | <a href="#">A0A0J9YTY7</a> | CDS 5' incomplete TSL:2       |
| Selplg-206 | <a href="#">ENSMUST00000202555.1</a> | 413  | <a href="#">72aa</a>  | Protein coding  | -                         | <a href="#">A0A0J9YUH7</a> | CDS 5' incomplete TSL:3       |
| Selplg-204 | <a href="#">ENSMUST00000201194.3</a> | 386  | <a href="#">63aa</a>  | Protein coding  | -                         | <a href="#">A0A0J9YV23</a> | CDS 5' incomplete TSL:2       |
| Selplg-203 | <a href="#">ENSMUST00000199109.1</a> | 359  | <a href="#">46aa</a>  | Protein coding  | -                         | <a href="#">A0A0G2JF74</a> | CDS 3' incomplete TSL:3       |
| Selplg-202 | <a href="#">ENSMUST00000198891.1</a> | 2314 | No protein            | Retained intron | -                         | -                          | TSL:NA                        |

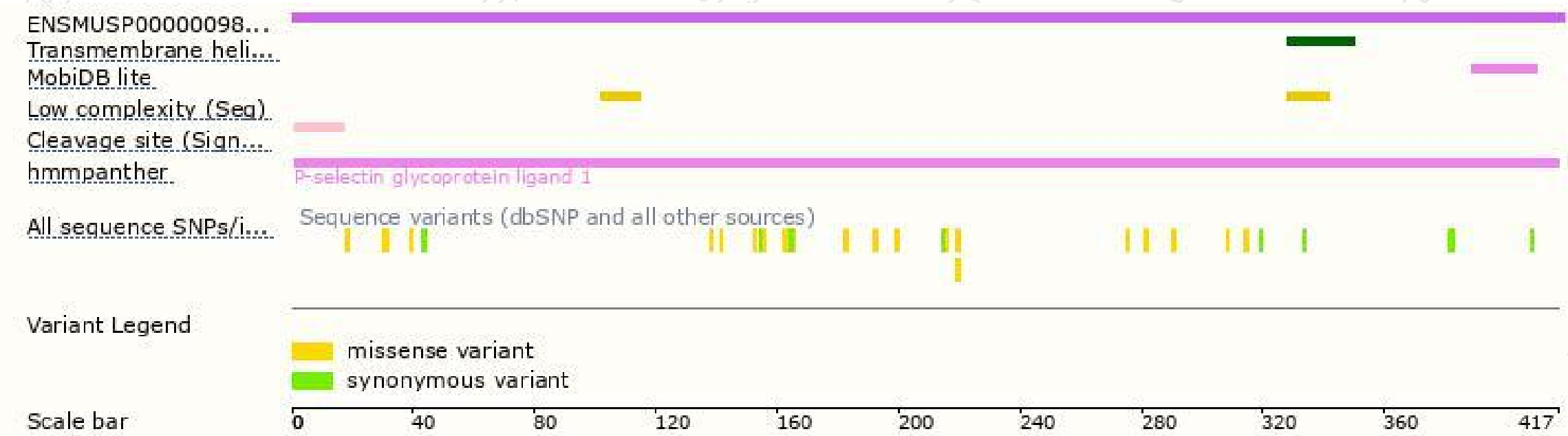
The strategy is based on the design of *Selplg-201* transcript, The transcription is shown below




# Genomic location distribution



# Protein domain



# Mouse phenotype description(MGI)



*Phenotypes affected by the gene are marked in blue. Data quoted from MGI database(<http://www.informatics.jax.org/>).*

According to the existing MGI data, Mice homozygous for a null allele exhibit neutrophilia and impaired leukocyte adhesion and rolling.

If you have any questions, you are welcome to inquire.

Tel: 400-9660890

