

# *Trim31* Cas9-KO Strategy

Designer: Yanhua Shen

Design Date:2019-08-12

# Project Overview



**Project Name**

***Trim31***

**Project type**

**Cas9-KO**

**Strain background**

**C57BL/6JGpt**

# Knockout strategy

This model will use CRISPR/Cas9 technology to edit the *Trim31* gene. The schematic diagram is as follows:



- The *Trim31* gene has 1 transcript. According to the structure of *Trim31* gene, exon1-exon8 of *Trim31-201* (ENSMUST00000078438.4) transcript is recommended as the knockout region. The region contains all of the coding sequence. Knock out the region will result in disruption of protein function.
- In this project we use CRISPR/Cas9 technology to modify *Trim31* gene. The brief process is as follows: CRISPR/Cas9 system

- *Trim31* gene is about 7.8 kb from the N-terminus of *Trim40* gene, which may affect the regulation of the N-terminus of *Trim40* gene.
- The *Trim31* gene is located on the Chr17. If the knockout mice are crossed with other mice strains to obtain double gene positive homozygous mouse offspring, please avoid the two genes on the same chromosome.
- This Strategy is designed based on genetic information in existing databases. Due to the complexity of biological processes, all risk of the gene knockout on gene transcription, RNA splicing and protein translation cannot be predicted at the existing technology level.

# Gene information (NCBI)

## Trim31 tripartite motif-containing 31 [Mus musculus (house mouse)]

Gene ID: 224762, updated on 31-Jan-2019

### Summary




<b>Official Symbol</b>	Trim31 provided by <a href="#">MGI</a>
<b>Official Full Name</b>	tripartite motif-containing 31 provided by <a href="#">MGI</a>
<b>Primary source</b>	<a href="#">MGI:MGI:2385051</a>
<b>See related</b>	<a href="#">Ensembl:ENSMUSG00000058063</a>
<b>Gene type</b>	protein coding
<b>RefSeq status</b>	PROVISIONAL
<b>Organism</b>	<a href="#">Mus musculus</a>
<b>Lineage</b>	Eukaryota; Metazoa; Chordata; Craniata; Vertebrata; Euteleostomi; Mammalia; Eutheria; Euarchontoglires; Glires; Rodentia; Myomorpha; Muroidea; Muridae; Murinae; Mus; Mus
<b>Also known as</b>	BC026666, HCG1, HCGI, RNF
<b>Expression</b>	Biased expression in large intestine adult (RPKM 25.8), small intestine adult (RPKM 19.0) and 2 other tissues <a href="#">See more</a>
<b>Orthologs</b>	<a href="#">human</a> <a href="#">all</a>

# Transcript information (Ensembl)


The gene has 1 transcript, and the transcript is shown below:

Name	Transcript ID	bp	Protein	Biotype	CCDS	UniProt	Flags
Trim31-201	<a href="#">ENSMUST00000078438.4</a>	2257	<a href="#">507aa</a>	Protein coding	<a href="#">CCDS28728</a>	<a href="#">Q8R0K2</a>	TSL:1 GENCODE basic APPRIS P1

The strategy is based on the design of *Trim31-201* transcript, The transcription is shown below

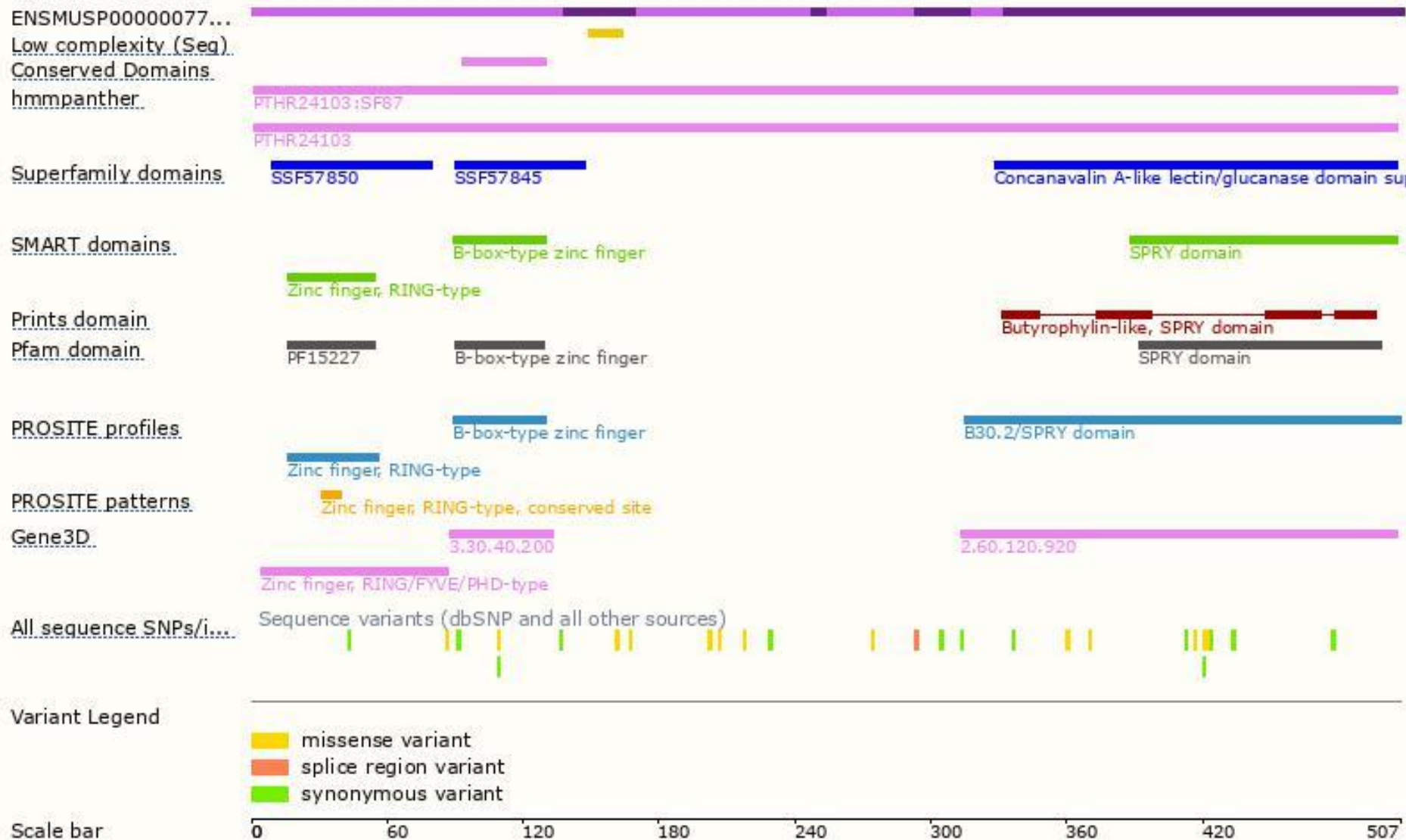


# Genomic location distribution





# Protein domain



If you have any questions, you are welcome to inquire.

Tel: 400-9660890

