

Lgals1 Cas9-KO Strategy

Designer: Xiaojing Li

Project Overview



Project Name

Lgals1

Project type

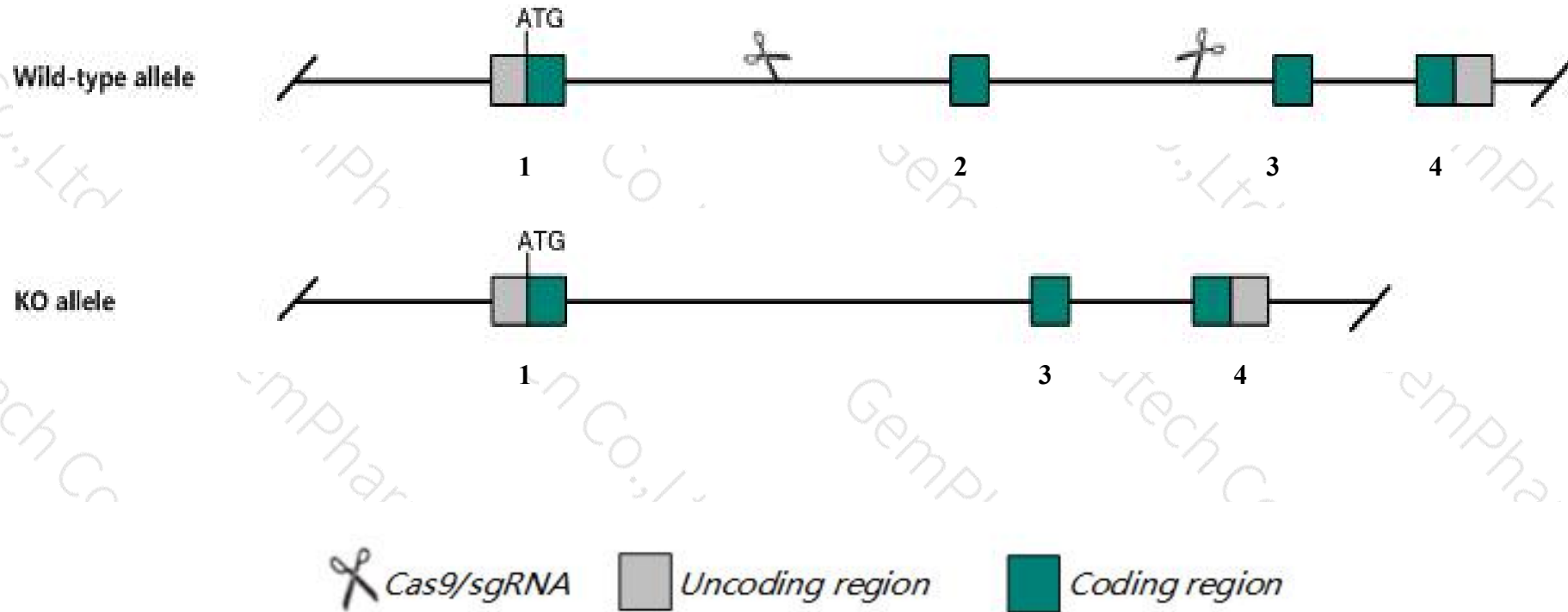
Cas9-KO

Strain background

C57BL/6J

Knockout strategy

This model will use CRISPR/Cas9 technology to edit the *Lgals1* gene. The schematic diagram is as follows:



- The *Lgals1* gene has 2 transcripts. According to the structure of *Lgals1* gene, exon2 of *Lgals1-201* (ENSMUST00000089377.5) transcript is recommended as the knockout region. The region contains 80bp coding sequence. Knock out the region will result in disruption of protein function.
- In this project we use CRISPR/Cas9 technology to modify *Lgals1* gene. The brief process is as follows: sgRNA was transcribed in vitro. Cas9 and sgRNA were microinjected into the fertilized eggs of C57BL/6J mice. Fertilized eggs were transplanted to obtain positive F0 mice which were confirmed by PCR and sequencing. A stable F1 generation mouse model was obtained by mating positive F0 generation mice with C57BL/6J mice.

- According to the existing MGI data, Mice homozygous for a knock-out allele exhibit abnormal sensory neurons, altered immune system and delayed muscle development.
- The *Lgals1* gene is located on the Chr15. If the knockout mice are crossed with other mice strains to obtain double gene positive homozygous mouse offspring, please avoid the two genes on the same chromosome.
- This Strategy is designed based on genetic information in existing databases. Due to the complexity of gene transcription and translation processes, all risks cannot be predicted under existing information.

Gene information (NCBI)

Lgals1 lectin, galactose binding, soluble 1 [Mus musculus (house mouse)]

Gene ID: 16852, updated on 25-Mar-2019

Summary




Official Symbol	Lgals1 provided by MGI
Official Full Name	lectin, galactose binding, soluble 1 provided by MGI
Primary source	MGI:MGI:96777
See related	Ensembl:ENSMUSG00000068220
Gene type	protein coding
RefSeq status	VALIDATED
Organism	Mus musculus
Lineage	Eukaryota; Metazoa; Chordata; Craniata; Vertebrata; Euteleostomi; Mammalia; Eutheria; Euarchontoglires; Glires; Rodentia; Myomorpha; Muroidea; Muridae; Murinae; Mus; Mus
Also known as	AA410090, Gal-1, Galbp, L-14.5, L14, Lect14, galectin-1
Expression	Broad expression in subcutaneous fat pad adult (RPKM 1022.5), genital fat pad adult (RPKM 721.2) and 17 other tissues See more
Orthologs	human all

Transcript information (Ensembl)

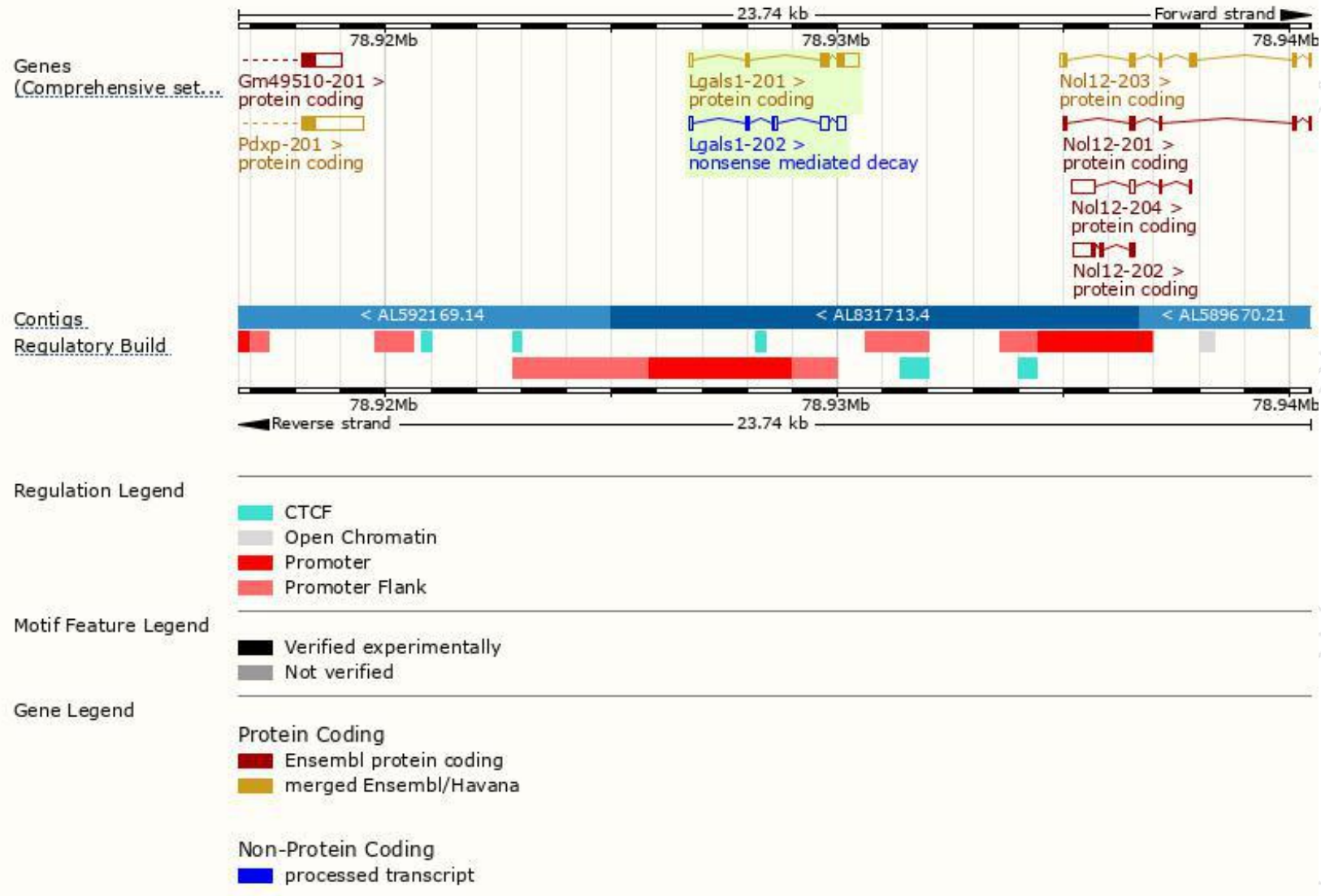
The gene has 2 transcripts, all transcripts are shown below:

Name	Transcript ID	bp	Protein	Biotype	CCDS	UniProt	Flags
Lgals1-201	ENSMUST00000089377.5	800	135aa	Protein coding	CCDS27628	P16045	TSL:1 GENCODE basic APPRIS P1
Lgals1-202	ENSMUST00000229159.1	628	35aa	Nonsense mediated decay	-	A0A2R8VHJ0	

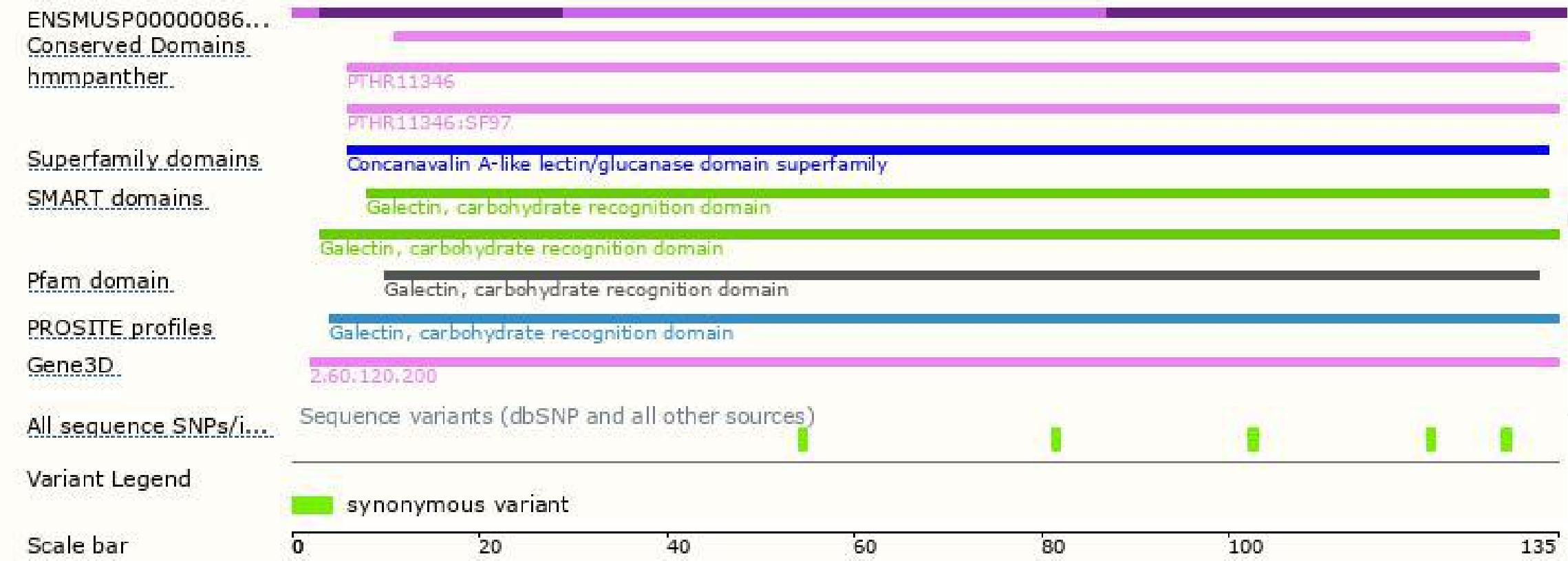
The strategy is based on the design of *Lgals1-201* transcript, The transcription is shown below




Genomic location distribution



Protein domain



Mouse phenotype description(MGI)



Phenotypes affected by the gene are marked in blue. Data quoted from MGI database(<http://www.informatics.jax.org/>).

According to the existing MGI data, Mice homozygous for a knock-out allele exhibit abnormal sensory neurons, altered immune system and delayed muscle development.

If you have any questions, you are welcome to inquire.

Tel: 025-5864 1534

